

Utilization of *Anadara granosa* as A Liming Materials for Swamp Fish Ponds for *Pangasius* sp. Culture

Dade Jubaedah^{1*}, Marsi², and Rani Ria Rizki³

^{1,3} Aquaculture Study Program, Sriwijaya University, Palembang, Indonesia

² Soil Science Department, Sriwijaya University, Palembang Indonesia

Email: dade.jubaedah@gmail.com*; dadejubaedah@fp.unsri.ac.id; raniria39@gmail.com, mbasihin1960@yahoo.com

Abstract

Dade Jubaedah, Marsi, and Rani Ria Rizki. 2017. Utilization of *Anadara granosa* as A Liming Materials for Swamp Fish Ponds for *Pangasius* sp. Culture. *Aquacultura Indonesiana*, 18 (2): 48-54. Availability of water in swamp areas is abandon almost throughout the year, therefore these areas are potential for aquaculture development. However, the characteristics of swamp water is mainly acid water, therefore, it becomes mayor problems in swamp fish culture development. Liming of ponds is intended to increase pH value of soil and water of fish ponds. *A. granosa* shells is one of domestic waste containing of 61.16% CaO and 21.65% MgO, therefore it can be used as an alternative material for liming of fish ponds. The aims of this research was to evaluate the potency of lime derived from *A. granosa* shells to raise soil's and water's pH, and to evaluate its effect to survival and growth of *Pangasius* sp. The research was conducted and arranged based upon completely randomized design with five treatments and three replications. The treatments used consisted of different dosages of lime, namely : P1) 1 ton/ha; P2) 2 ton/ha; P3) 3 ton/ha; P4) 4 ton/ha and P5) 5 ton/ha of lime equivalent to CaO. The results showed that both the soil and water reach a neutral pH at a dosage of 2 ton/ha (P2), 3 ton/ha (P3), 4 ton/ha and 5 ton/ha. The dosage of 5 ton/ha (P5) was the best treatments among all treatments, with a highest survival rate (100%), absolute growth of fish lenght (9.35 cm) and weight (40.69 g), as well as feed efficiency (110.97%).

Keywords: *Anadara granosa*; Lime; *Pangasius* sp; pH; Swamp

Introduction

Swamp is a wetland that receives a relatively rich supply of nutrients and often also sediment via surface runoff and groundwater from adjacent land. Swamps usually have a combination of mineral and peat substrates. Leads of standing water or surface channels are often present, with gentle permanent or periodic internal flow. Soil water table is high near soil surface, even at some area permanently above or periodically above soil surface. The soil's pH of swamps is 5.9 (Vijayakumar and Vasudeva, 2011), and pH of swamp water ranged from 4.8 to 6.3 (Johnson and Gerbeaux, 2004). Meanwhile, the downstream of swamp water namely floodplain, has pH value ranged from 4.7 to 5.6 (Jubaedah *et al.*, 2015).

Ponds built in areas that have acid soils and soft water may not always perform well for fish production (Wynne, 1996). It is desirable to provide cultured fish with conditions that are within their favoured range for optimum growth and production. According to Wilkinson (2002), pond waters with pH of 3.6-5.4 have been reported to exert effects on a range of fishes including mortality, reduced growth and poor reproduction.

Liming of ponds is intended to increase soil and water fish ponds pH value. Liming materials

are used widely in aquaculture, mainly to neutralize acidity in pond soil and water, to increase alkalinity and hardness of water, and to destroy disease carriers in soil (Boyd *et al.*, 2002). Some of liming materials currently use, e.q. calcitic lime (CaCO₃), dolomitic lime (CaMgCO₃), Hydrated lime (Ca (OH)₂), and quicklime (CaO). Blends liming materials also can be used as alternative liming material, e.q. CaCO₃ following by Na₂CO₃+CaSO₄ and Na₂CO₃+CaCl₂ (Nobre *et al.*, 2014). The other alternative liming materials are industrial by product and domestic waste containing a high percentage of calcium and/or magnesium carbonate (CaCO₃).

Anadara granosa shells is one of domestic waste that potential to use as liming materials. Every kg of *A. granosa shells* can produce 0.915 kg lime containing CaO 61.16% and MgO 21.65%. The aims of this research were to use *A. granosa* shells as liming materials in swamp fish ponds to increase soil's and water's pH and to improve survival and growth of *Pangasius* sp.

Materials and Methods

The study was conducted from January - May 2017 at Field Laboratory, Aquaculture Study Program, Faculty of Agriculture, Sriwijaya

University, Palembang, South Sumatera Province, Indonesia.

Preparing Lime Materials and Liming

A. granosa shells was activated by burning in a furnace at temperature 800°C for an hour, then was mashed and sieved with 60, 40 and 20 mesh-size sieves in order to get lime with 50% passed 60 mesh-size sieve, 25% passed 40 mesh-sized sieve, and 25% passed 20 mesh-size sieve. Five liming treatments were investigated, namely : P1) 1 ton/ha; P2) 2 ton/ha; P3) 3 ton/ha; P4) 4 ton/ha and P5) 5 ton/ha of lime equivalent to CaO for each pond. Lime derived from *A. granosa* shells was applied homogeneously on soil ponds and incubated for 7 days. Ponds were then filled with water and let equilibrated for 3 days before fish was stocked. Thus, initial fish culture was 10 days after liming.

Fish Culture

The study was conducted at field laboratory of Aquaculture Study Program, Faculty of Agriculture, Sriwijaya University, from January to May 2017. Fifteen fish ponds were filled with 105 L swamp water at 7 days after liming. Three hundreds of 8 ± 0.5 cm length *Pangasius sp* were acclimatized in swamp water for one week before being used in the study. Then, every pond was stocked with 20 fish at 10 days after liming. The fishes were fed to *satiatio* three times per day an artificial diet containing 40% protein. For the 90 days of cultured period (starting at 10 days after liming), water samples were collected and analyzed, as well as growth of fish was measured every ten days.

Experimental variables and analytical procedurs

Water quality, survival and growth performance variables were observed in the present work. The water's pH, total alkalinity, total hardness, and total ammonia were monitored monthly in all pond. Besides, water temperature and pH were recorded daily. The

water pH was measured by using a portable pH meter. The water temperature was observed by the use of a digital handy thermometer. The analytical determinations of total alkalinity, total hardness, and total ammonia were carried out according to the guidelines presented by APHA (2012). The fish final body weight and length, survival and feed efficiency were observed in all experimental units.

Water quality, survival and growth performance result were statistically analyzed according to the two-way Anova to detect if there were significant differences between experimental treatments. When the differences were significant, the means were compared using the Least Significant Difference test. The 5% significance level was adopted in all statistical analysis.

Data Analysis

The fish survival rate was calculated from the initial number of fish and mortality after the experiment was completed. The absolute growth of fishes were determined from initial and final weight and length of fishes at the end of the experiment, respectively for absolute weight growth and lenght growth. Meanwhile, feed efficiency was calculated by the formula as follows:

$$FE = \{(wt+D)-wo\}/F\} \times 100\%$$

Where :

- FE = feed efficiency
- Wt = total final fish weight
- Wo = total initial fish weight
- D = weight of dead fish
- F = total feed consumption

Result

The initial soil's pH used in this current study was 3.6 and then soil's pH increased due to liming to $pH 6.5 \pm 0.5$ after incubated for 7 days. Corelation between incubation time and pH of soil showed polynomial quadratic patern (Figure 1).

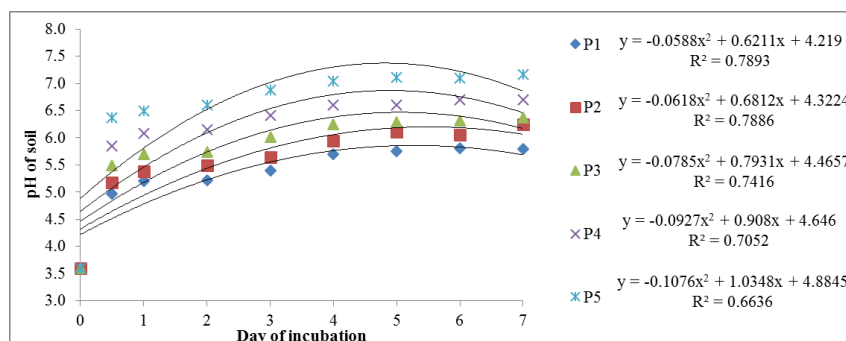


Figure. 1. Relationship between day of incubation and soil's pH

The relationship between lime dosage and soil's pH showed that at 0 after liming (soil's pH measured approximately 10 hours before fish stocking) the relationship was positively linear pattern, but at day 30, 60 and 90 the relationship were polynomial quadratic patterns (Figure 2). The relationship between days of culture and pH of soils showed that all treatments have polynomial quadratic patterns (Figure 3).

The initial water pH used in this research was 3.9, then water pH increased following polynomial quadratic patterns for 90 days of fish culture due to lime application (Figure 4). The water alkalinity increased with increasing of dosage of lime (Figure 5). The water alkalinity and hardness increased as pH of water increased according to equations shown in Figure 6 and Figure 7, respectively.

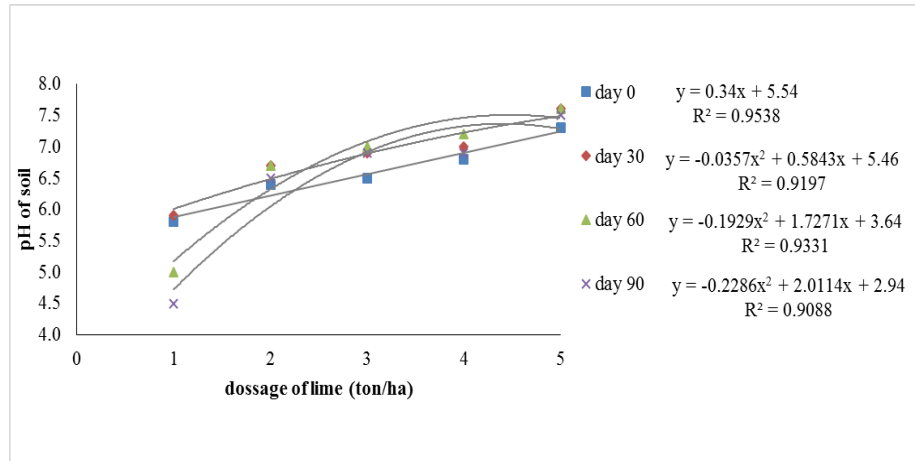


Figure 2. Relationship between dosage of lime and soil's pH for each observed day

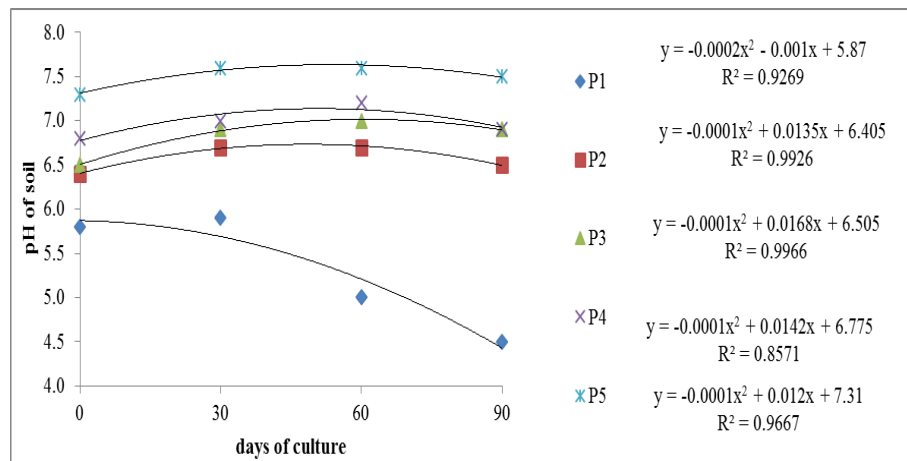


Figure 3. Relationship between days of culture and soil's pH for each treatments

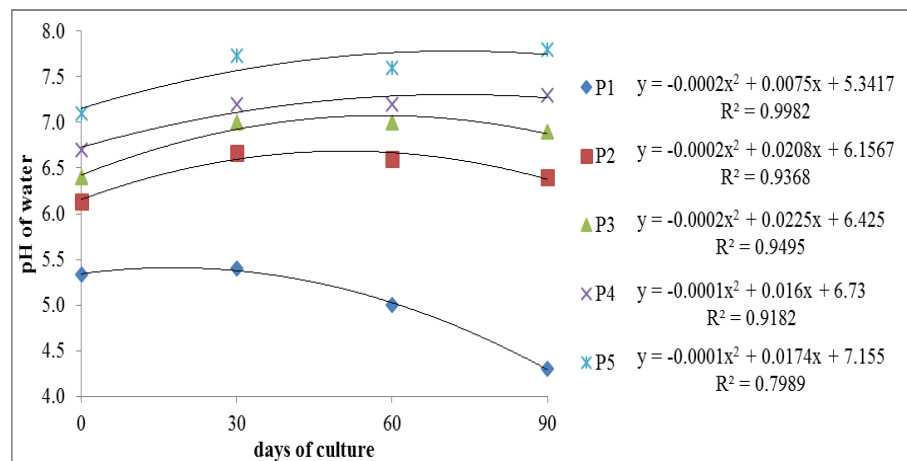


Figure 4. Relationship between days culture and water's pH for each treatments

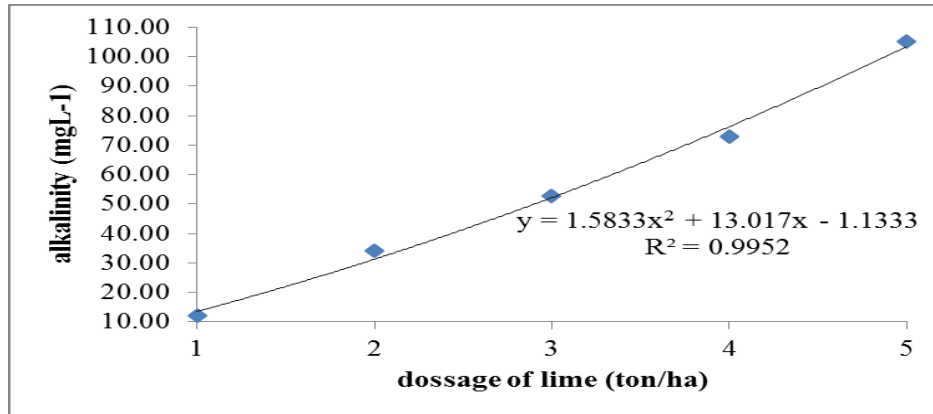


Figure 5. Relationship between dosage of lime and water alkalinity

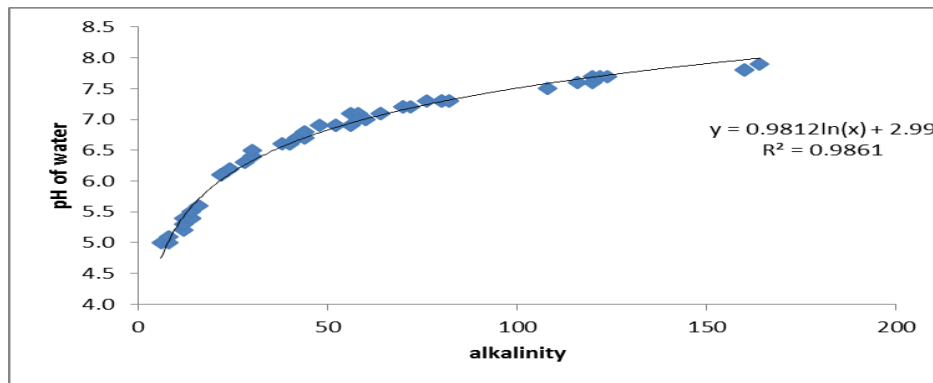


Figure 6. Relationship between alkalinity and pH of water

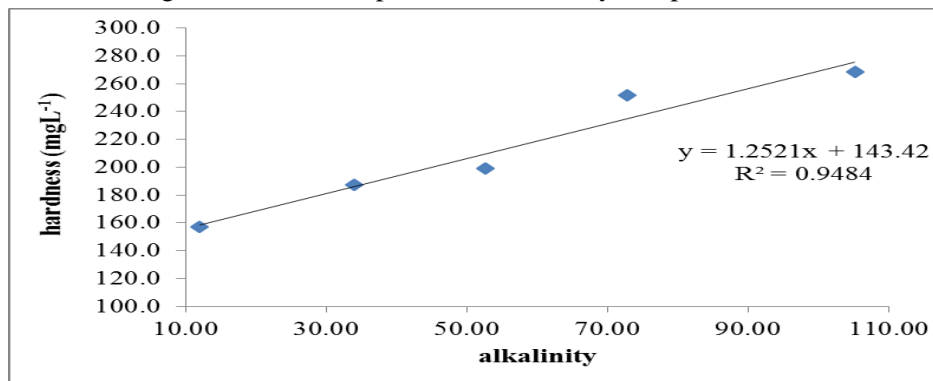


Figure 7. Relationship between water alkalinity and hardness

The water temperature and dissolved oxygen (DO) of ponds (Table 1) ranged from 25.3 to 32.2 and from 3.12 to 7.13 mgL⁻¹, respectively.

Table 1. Temperature and dissolved oxygen range for each treatments

Treatments	Temperature range (°C)	Dissolved Oxygen (mgL ⁻¹)
P1 (1 ton/ha)	25.3 – 31.7	3.98 – 6.30
P2 (2 ton/ha)	25.4 – 32.0	3.68 – 6.62
P3 (3 ton/ha)	25.3 – 32.0	3.23 – 6.82
P4 (4 ton/ha)	25.4 – 32.1	3.54 – 7.13
P5 (5 ton/ha)	25.2 – 32.2	3.12 – 6.87

The survival rate of *Pangasius sp.* ranged from 67.00 ± 2.8 % and 100.00 ± 0.00%. On average, survival rate for all treatments was 90.67±

13.35%. The survival, absolute growth (both weight and length), and feed efficiency was significantly affected by dosage of lime application ($p > 0.05$) (Table 2). Based on LSD test showed that P4 and P5 (dosage of lime 4 and 5 ton/ha equivalent to CaO) were the highest survival rate but no significant difference with that of P3 (dosage of lime 3 ton/ha). Meanwhile, P5 (dosage 5 ton/ha equivalent to CaO) was the best treatment that gave the highest absolute growth for weight and length, eventhough for feed efficiency showed no significant difference with P4 (4 ton/ha). All treatments showed that the ammonia concentration increased in the final day of research (day 90th of culture) (Figure 8).

Table 2. survival, growth and feed efficiency of catfish

Variable	Treatments				
	P1 (1 ton/ha)	P2 (2 ton/ha)	P3 (3 ton/ha)	P4 (4 ton/ha)	P5 (5 ton/ha)
Survival (%)	67 ^a	90 ^b	97 ^c	100 ^c	100 ^c
Absolute growth of weight (g)	9.91 ^a	25.21 ^b	30.69 ^c	34.98 ^d	40.69 ^e
Absolute growth of length (cm)	3.18 ^a	7.03 ^b	7.86 ^c	8.48 ^c	9.35 ^d
Feed efficiency (%)	58.57 ^a	91.57 ^b	98.96 ^c	107.67 ^d	110.97 ^d

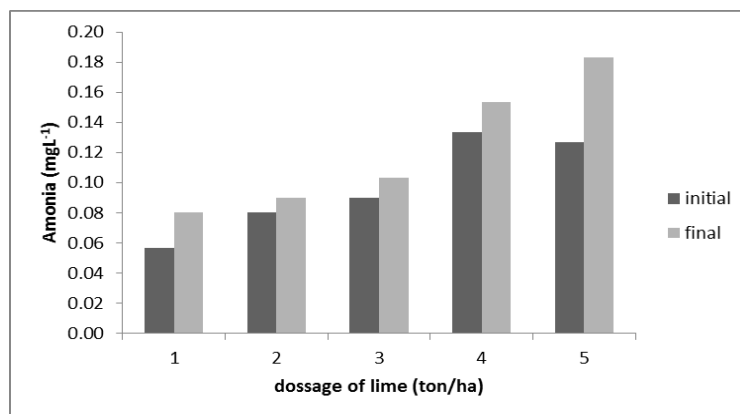
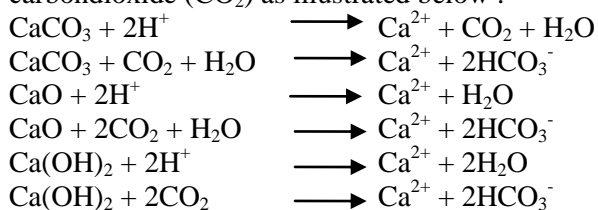


Figure 8. Ammonia konsentrasi in the initial (day 0 of culture) and final (day 90 of culture)

Discussions

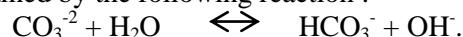
The initial soil's pH before liming was 3.9, then soil pH increased to 5.8 (P1), 6.2 (P2), 6.4 (P3), 6.7 (P4) and 7.2 (P5), as affected by lime application during 7 days incubation time, respectively. It was showed that application of lime materials derived from *A. granosa* shell positively influenced pf of soils. The higher dosage of lime resulted the higher soil pH, Lime derived from *A. granosa* shells contained 61.16 % CaO and 21.65 % MgO. Reaction between CaO or MgO and H₂O produced Ca(OH)₂ or Mg(OH)₂ and eventually increased soil or water pH. According to Helfrich *et al.* (2009), liming is the addition of limestone primarily calcium carbonate to neutralize acid water and soils, as well as buffer them from rapid fluctuations of pH.

The increase of the ponds water's pH due to liming applicatios can be explained according to Boyd *et al.* (2002). Liming materials react with acidity sources such as H⁺, Al³⁺ and carbondioxide (CO₂) as illustrated below :



Carbonate, oxide, or hydroxide of magnesium will react to neutralize acidity in the same manner as illustrated above for calcium

compounds. According to Quieros *et al.* (2004), the application of calcium carbonate can be explained by the following reaction :



Thus, when the concentration of carbonate ions increase the water, the previous chemical equilibrium (Reaction 6) moves to the right with the production of bicarbonate and hydroxyl ions. The latter ion increases the water's pH.

The highest maximum water's pH among treatments was observed on P5 (5 ton/ha) with maximum pH value 7.9 at day 87. Considering that water pH of 6.5 is the lowest for optimal growth of *Pangasius sp.*, all lime treatments but P1 (1 ton/ha equivalent CaO) reached the optimal pH. The higher is the lime dosage, the higher is maximum water pH reached and the longer is time needed. According to equations shown in Fig 4, the maximum water pH days after lime application to reach maximum pH were 5.4 at 19 days after liming, 6.7 at 52 days after liming, 7.1 at 56 days after liming, 7.4 at 80 days after liming and 7.9 at 87 days after liming, respectively for P1, P2, P3, P4 dan P5. Furthermore, based on the equations (Fig. 4) and minimum water pH (6.5) for optimal growth of *Pangasius sp*, the next lime application should be considered after day 83rd, 109th, 173rd and 205th for P2, P3, P4 and P5, respectively.

Treatments P2, P3, P4 and P5 presented alkalinity mean values above 20 mg L⁻¹, and it is within the range of ideal alkalinity values for fish rearing according to Boyd and Tucker (1998).

The higher is the lime dosage applied to bottom soil of pond, the higher is the water alkalinity achieved as shown in Fig. 5. Liming is recommended when pH are below 6.5, also hardness and alkalinity are below 20 mg/L (Boyd and Tucker, 1998). Water used for *Pangasius sp.* rearing in this current study has pH of 3.9, therefore it is expected to have low alkalinity and hardness. In low water exchange units, liming can be successfully carried out to increase water pH and alkalinity. Besides, lime derived from *A. granosa* shell used in this research contained high CaO (61.16 %) and MgO (21.65 %). Therefore, it also can increase the calcium and Magnesium ion concentration of water (water hardness) (Cavalcante et al. 2009). Calcium and magnesium ions are the primary cause of hardness in natural waters (Helfrich et al. 2009). These treatments showed hard waters (hardness >100 mgL⁻¹) that is usually have high calcium and/or magnesium and are less prone to acidification. According to Burtle (2015), lime should be applied to soil or water when the hardness of water is below 25 mgL⁻¹.

The water temperature and dissolved oxygen of the ponds remained within the appropriate range for normal growth of juvenile *Pangasius sp* (SNI 2000) ranging from 27°C up to 30°C for temperature and > 5 mg L⁻¹ for Dissolved Oxygen. No significant influence of lime application on dissolved oxygen at the end of rearing period was detected. On average, the water temperature and dissolved oxygen were 28.8 ± 2.9°C and 5.02 ± 1.03 mg L⁻¹, consecutively. Some data of temperatures and dissolved oxygen exceeded the optimal value but still in tolerance range for *Pangasius sp.* rearing.

The high survival rate on P2, P3, P4 and P5 indicates that the water pH is within the tolerant or optimal values of pH for *Pangasius sp.* growth. The highest survival, absolute growth and feed efficiency was achieved on highest dosage among all treatments (P5 : 5 ton/ha equivalent to CaO). Therefore, increase dosage of lime is recommended to further studied. Queiroz et al. (2004) demonstrated that liming increases pond water alkalinity and hardness, corrects water pH, and therefore, it is beneficial to fish yield. In acid water, lime increases the pH and consequently, aquatic life survival, reproduction and growth rates (Tavares et al. 2003). The beneficial of liming fish ponds i.e. (1) liming can increase concentration of calcium that is an essential element for fish growth and health, (2) liming neutralizes acidity and increases pH,

alkalinity and hardness to levels that encourage plankton as natural fish food then it became support of fish growth (3) liming not only adds calcium, but also releases absorbed elements (phosphorus and carbon) important to the growth and support of aquatic life (Cavalcante, 2009; Helfrich et al. 2009).

Acknowledgement

We would like to thank Institute for Research and Community Services, Sriwijaya University that had funded this study through Competitive Grant 2017.

References

- APHA** (American Public Health Association). 2012. Standard Methods for the Examination of Water and Wastewater, 22nd Edition. American Water Works, Washington D.C. 541 pp.
- Boyd, C.E. and C.S. Tucker.** 1998. Pond Aquaculture Water Quality Management. Kluwer Academic Publisher, London. 700 pp.
- Boyd, C. E., M. Boonyaratpalin, and T. Thunjai.** 2002. Properties of liming materials. *Aquaculture Asia*, 7 : 7–8.
- Burtle G.J.** 2015. Pond fertilization and liming in Georgia. UGA Extension Bulletin 867 : 1-7 pp.
- Cavalcante, D. dH., A. dS. Poliato, D.C. Riberio, F.B. Magalhães, and M. V. dCe Sá.** 2009. Effects of CaCO₃ liming on water quality and growth performance of fingerlings of Nile tilapia, *Oreochromis niloticus*. *Acta Scientiarum, Animal Science*, 31: 327-333.
- Helfrich, L.A., R.J. Neves and J. Parkhurst.** 2009. Liming Acidified Lakes And Ponds. Virginia Cooperative Extension publication 420-254, Virginia State University, Petersburg. pp 1-6.
- Johnson, P. and P. Gerbeaux.** 2004. Wetland Types in New Zealand. Wellington New Zealand: Manager, Science & Research Unit, Science Technology and Information Services, Department of Conservation, Wellington. pp 26-37.
- Jubaedah, D., M.M. Kamal, I. Muchsin, and S. Hariyadi.** 2015. Karakteristik kualitas air dan estimasi resiko ekobiologi (Water Quality Characteristics and Estimation of Ecobiological Risk of Herbicide in Lubuk Lampam Floodplain, South Sumatera). *J. Manusia dan Lingkungan*, 22(1) : 12–21.
- Nobre, M. K. B., F. R. D. S. Lima, F. B. Magalhães, and M. V. D. C. E Sá.** 2014. Alternative liming blends for fish culture. *Acta Scientiarum. Animal Sciences*, 36(1): 1-11.
- Queiroz, J.F., G. Nicoletta, C.W. Wood, and C.E. Boyd.** 2004. Lime application methods, water and bottom soil acidity in fresh water fish ponds. *Scientia Agricola*, 61 : 469-475.

- SNI** (Standar Nasional Indonesia). 2000. Produksi benih ikan patin siam (*Pangasius hypophthalmus*) kelas benih sebar. Jakarta, 13 pp.
- Tavares, S., L.H. Gomes, J.P.G. dOS S and F.M. dES Braga.** 2003. Effect of liming management on the water quality in *Colossoma macropomum* (Tambaqui), ponds. *Acta Limnol. Bras.*, 15 :95-103.
- Vijayakumar, P. and R. Vasudeva.** 2011. Characterization of soil properties from fresh water swamps and adjoining evergreen forest area. *Karnataka J. Agric. Sci.*, 24(4) : 601–602.
- Wilkinson, S.** 2002. The use of lime, gypsum, alum and potassium permanganate in water quality management. *Aquaculture Asia* : 12–14.
- Wynne, F.** 1996. *The use of Agricultural Limestone and Gypsum in Ponds*. 8th Triennial National Wildlifw & Fisheries Extension Specialis Conference. University of Nebraska-Lincoln.