

Production and Nutritive Value of *Indigofera zollingeriana* and *Leucaena leucocephala* in Peatland

A Ali^{1,4)*}, L Abdullah²⁾, PDMH Karti²⁾, MA Chozin³⁾ and DA Astuti²⁾

¹⁾Graduate School, Bogor Agricultural University, Bogor 16680, Indonesia

²⁾Faculty of Animal Science, Bogor Agricultural University, Bogor 16680, Indonesia

³⁾Faculty of Agricultural, Bogor Agricultural University, Bogor 16680, Indonesia

⁴⁾Faculty of Agriculture and Animal Science, UIN Suska Riau, Pekanbaru, Indonesia

*Corresponding author email: ali_arsyadi@yahoo.com, HP 081328668298

Abstract. This study was aimed to determine and compare the dry matter yield and nutrient content of *Indigofera* and *Leucaena* grown in peatland. This experiment was conducted in peatland type soil (type *sapric*) in Pekanbaru city, DM yield and nutrient contents data were analyzed by 2x3 factorial design with 3 replication. Two treatments compared were *Indigofera zollingeriana* (*Indigofera*) and *Leucaena leucocephala* (*Leucaena*). *Indigofera* was proven significantly higher than *Leucaena* in all harvest regarding dry matter (DM) of leaf and stem of 29.9% and 25%, respectively, crude protein (CP) of 23.1% and 17.6%, respectively. While neutral detergent fibre (NDF) and acid detergent fibre (ADF) content of *Indigofera* leaf (35.9% and 25.1%, respectively) was significantly lower than those of *Leucaena* leaf (40.9% and 29.3%, respectively). It was concluded that the production and nutritive value of *Indigofera zollingeriana* was superior to *Leucaena leucocephala* in peatland (type *sapric*).

Key words: Legume tree, *Sapric*, nutrient content, In vitro digestibility

Abstrak. Penelitian ini bertujuan menentukan dan membandingkan bahan kering dan kandungan nutrisi *Indigofera* dan *Leucaena* yang tumbuh di lahan gambut. Percobaan ini dilakukan di lahan gambut di Pekanbaru menggunakan pola faktorial 2x3 dengan ulangan 3 kali. Dua perlakuan yang dibandingkan adalah *Indigofera zollingeriana* (*Indigofera*) dan *Leucaena leucocephala* (*Leucaena*). *Indigofera* terbukti secara nyata lebih tinggi daripada *Leucaena* di semua periode panen, berkaitan dengan kandungan BK (bahan kering) daun dan batang berturut-turut 29,9% dan 25%, dan protein kasar (PK) 23,1% dan 17,6%. Sedangkan neutral detergent fibre (NDF) dan acid detergent fibre (ADF) daun *indigofera* berturut-turut 35,9% dan 25,1%, lebih rendah secara nyata daripada daun *Leucaena*, yaitu 40,9% dan 29,3%. Disimpulkan bahwa produksi dan nilai nutrisi *Indigofera zollingeriana* lebih tinggi dari *Leucaena leucocephala* di lahan gambut (jenis *saprik*)

Kata kunci: Pohon legume, *Saprik*, Kandungan Nutrisi, Kecernaan in vitro

Introduction

Farmers in the tropics face inadequate supply of quality feed for their ruminant stocks under intensive farming, particularly during the long dry season (Noula et al., 2004). As a result, the use of alternative feed sources has become an increasingly important approach of feeding ruminants to ensure the animals are able to maintain good body condition through the periods of uncertain supply of quality feed. Legume trees and shrubs represent an enormous potential source of protein for ruminants in the tropics (Mbomi et al., 2012). *Indigofera zollingeriana* and *Leucaena*

leucocephala are two fast-growing nitrogen-fixing trees particularly promising as browse. *Indigofera zollingeriana* (*Indigofera*) contains high crude protein (CP) and energy potentially as ruminant feed (Simanuhuruk and Sirait, 2009). *Indigofera* herb contained 27.60% of CP, produced leaf of 4,096 kg DM /ha/harvest at 68 days of maturity, and its in vitro dry matter digestibility was 67-81% (Abdullah and Suharlina, 2010). *Indigofera* tolerated to drought, light floods and moderate salinity (Hassen et al., 2008).

Leucaena leucocephala, commonly known as *leucaena*, is a considerably potential

multipurpose trees and widely used as a valuable fodder shrub to increase animal production in the tropics (Aganga and Tshwenyane, 2003). *Leucaena* has a suitable potential as supplements for sustainable ruminant nutrition strategies during rainy and dry seasons (Gonzalez-Garcia et al., 2009). The dry matter (DM) yield of *Leucaena* was 7.75 ton/ha for 14 month after planting (Odedire and Babayemi, 2007) and contained 24.6% CP, 45.8% NDF and 24.5% ADF (Foroughbakhch et al., 2012).

Productivity and nutritive value of forage are associated with soil type (Vendramini et al., 2007). In general, peat is a type of soil with low fertility because of the low chemical fertility and relatively high level of acidity. This limitation causes not all type of forages can adapt well in peatland. *Leucaena* and *indigofera* are leguminous and nitrogen-fixing occurs naturally as trees and shrubs, thus expected to grow well in soil with low chemical fertility. This study was carried out to determine and compare the dry matter yield and nutrient content of *Indigofera* and *Leucaena* grown in peatland.

Materials and Method

Sites and experimental design. This study was conducted at research farm of Faculty Agriculture and Animal Science of UIN Suska Riau, Pekanbaru and Laboratory Research Center of Biological Resources and Biotechnology, PAU, Bogor Agricultural University, Indonesia from October 2011 to November 2012. Pekanbaru city is located between 101°4' - 101°34' East longitude and 0°25' - 0°45' North latitude, with the altitude ranges from 5-50 meters and tropical climate. During the study, maximum and minimum temperature was 31.2-33.7°C and 22.3-23.6°C, respectively, while maximum and minimum humidity was 94.3-97.5 and 56.2-68.9%, respectively. Monthly average rainfall was

227.1 mm with total rainfall per year of 2660 mm, and the study was conducted during rainy season. The experiment was set up in randomized complete block design with two treatments and three blocks. Two treatments compared were *Indigofera zollingeriana* (*Indigofera*) and *Leucaena leucocephala* (*Leucaena*).

Plot, planting density and fertilizing. The experiment was conducted in peatland type soil (type *sapric*). The soil chemical properties were 5.54 pH, 0.14% N, 7.20% C, 51.43 C/N, 2.48 me/100 g K and 0.030% available P (Bray). The size of experimental land was 11x63 m divided to three blocks, each sub-divided into 2 plots (each plot was 1.5x63 m) namely *Indigofera* and *Leucaena* plots. The forages were cultivated in September 2011. The plot had a planting density of 43 plants/plot (planting space was 1.5x1.5 m) and was maintained under rain-fed condition. The basal fertilizer was organic fertilizer (cattle manure) applied at the rate 10 t/ha and was applied two weeks before planting, and inorganic fertilizers (NPK) at the rate of 50 kg/ha/yr of was applied two weeks after planting (surrounding the plant).

Propagating, pruning, harvesting and sample procedure. *Indigofera* and *Leucaena* was propagated by seed. Pruning was done after 2 months of grown in experimental plot. The forages were trimmed approximately 100 cm above the ground using garden shears. This would allow a new and uniform re-growth from where the experimental samples were later harvested. The forages were harvested three times a year with 120 days cutting interval according to DM production potential. Harvest 1, 2 and 3 were carried out on February 29, June 28, and October 26, 2012, respectively. The plants were cut approximately 100 cm from the ground from each plot and directly weighed to determine the fresh yield.

Chemical analysis. Fresh herbage samples of legumes from each plot (about 500 g) were dried in air-forced oven at 60°C for 48 h, and ground to pass through a 1 mm sieve for chemical analysis. The dry matter (DM) and crude protein (CP) were determined according to the AOAC (2005) procedure. Neutral detergent fiber (NDF) and acid detergent fiber (ADF) were estimated according to the method of Van Soest et al. (1991).

Statistical analysis. DM yield and nutrient contents data were analyzed by a 2x3 factorial design with 3 replication. DM yield, CP, NDF and ADF content of legumes (Indigofera and Leucaena) were affected by the harvest time (harvest 1, 2 and 3). Significant differences were tested using Duncan's Multiple Range Test (DMRT) at 5% level of significance differens.

Result and Discussion

Plant Height. Plant height of legumes from harvest 1 to harvest 3 is presented in Figure 1, indicating that Indigofera was significantly ($P<0.05$) higher or grew faster than Leucaena in all harvests, namely 236.4 cm compared to 161.6 cm in harvest 3. It was probably because Indigofera could survive better against

defoliation. Stür et al. (1998) reported that forage tree legumes differ in their ability to withstand repeated defoliation. The ability of a plant to re-growth after defoliation will affect the growth and production of plant.

Plant height of Indigofera and Leucaena in the present study was higher than 127 cm and 102 cm reported by Man et al. (1995) for 5-month maturity. Differences in plant height was caused by difference of environmental, soil fertility and the developmental stage of the plant.

Dry matter yield. Dry matter (DM) yield of Indigofera and Leucaena herbage is shown in Table 1. Production of Indigofera (leaf and stem) was significantly ($P<0.05$) higher than Leucaena, indicating Indigofera's stronger capability to grow in peatland. Indigofera is a type of legume tree with excellent adaptation to a range of environments (Hassen et al., 2008). Abdullah and Suharlina (2010) reported that Indigofera has high herbage productivity. This high yield may be supported by availability of bud meristem after defoliation (Stür et al., 1998) and it can be attributed to its high rate of leaf (Edward et al., 2012), its plant height (Figure 1) and leaf to stem ratio (Table 1).

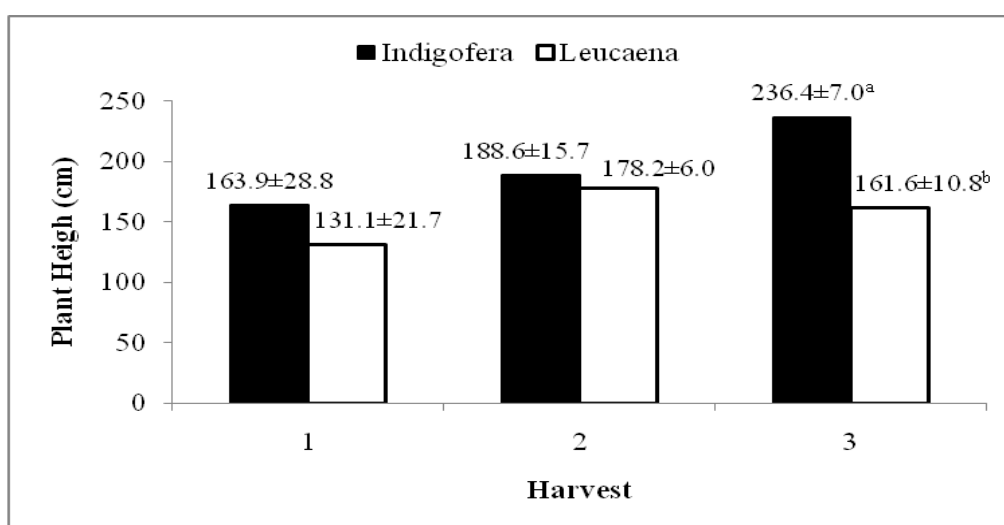


Figure 1. Plant height (cm) of Indigofera and Leucaena on harvest 1, and 3 in peatland. Mean with different superscript at same harvest differ significantly ($P<0.05$)

Significant ($P<0.05$) two-way interaction between legume type and harvest time for DM yield of leaf (Figure 2) was observed, where DM yield of Indigofera leaf was higher than Leucaena at all harvest, and harvesting time influenced DM yield of Indigofera leaf. Figure 2 shows that DM yield of Indigofera leaf significantly ($P<0.05$) increased on harvest 2 due to increment of the leaves number marked by leafy plants. However, DM yield significantly ($P<0.05$) decreased on harvest 3 due to reduced

leaf stem ratio (Table 2). Reduction in leaf to stem ratio was strongly influenced by the increase in part stems of plants.

DM yield of Indigofera leaf found in this study was comparable with Abdullah (2010) reporting 6.0 to 7.9 t/ha DM on the second harvest. The DM yield of Leucaena leaf found in the present study was comparable with Cook et al. (2005) reporting general 2-6 t/ha/yr in extensive hedgerow plantings in the dry tropics and subtropics.

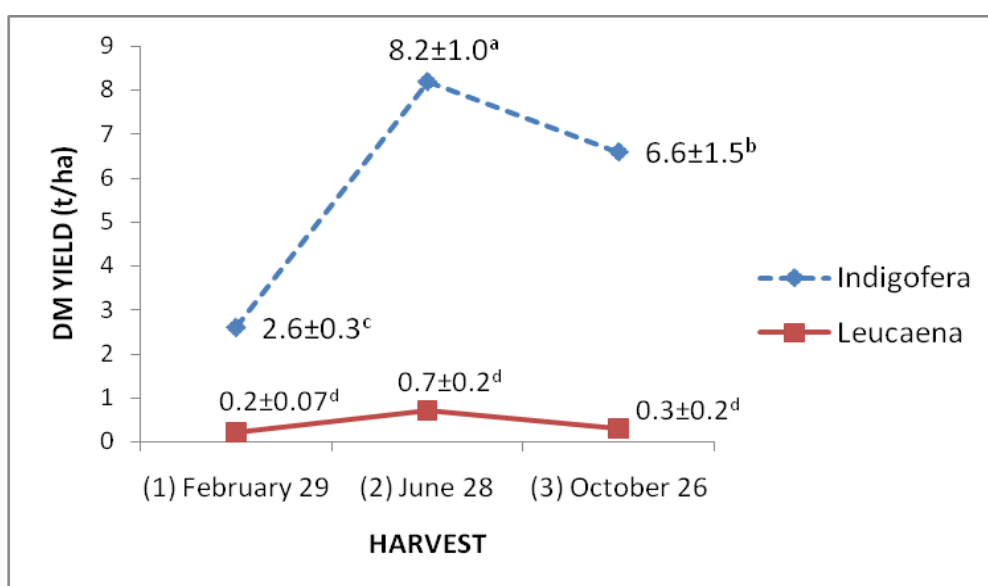


Figure 2. Dry matter yield of Indigofera and Leucaena leaf at harvest 1 (February 29, 2012), 2 (June 28, 2012) and 3 (October 26, 2012) in peatland. Values bearing different superscript show significant different ($P<0.05$)

Table 1. DM yield and leaf to stem ratio of Indigofera and Leucaena herbage in peatland

Legumes	DM Yield				Ratio Leaf/stem
	g/plant/yr		t/ha/yr		
	Leaf	Stem	Leaf	Stem	
Indigofera	3.815±96 ^a	4.080±916 ^a	17.4±0.4 ^a	18.6±4.2 ^a	0.9
Leucaena	256±89 ^b	438±186 ^b	1.2±0.4 ^b	2.0±0.8 ^b	0.6

Values bearing different superscript within column differ significantly ($P<0.05$)

Table 2. Leaf to stem ratio of Indigofera and Leucaena at harvest 1, 2 and 3 in peatland

Legumes	Leaf/Stem Ratio		
	Harvest 1	Harvest 2	Harvest 3
Indigofera	1.4	1	0.8
Leucaena	1.2	0.6	0.5

Chemical Composition

Dry Matter (DM). The effect of legume type and harvest time on DM, CP, NDF and ADF content of legumes leaf is presented in Table 3. There is considerable variation in the moisture content of forages. The present study found that the DM content of *Indigofera* leaf (29.9%) was significantly ($P<0.05$) higher than that of *Leucaena* (25%). This result indicated that the legume type affected DM content of leaf. Variation in DM content may be caused by the differences in either nutrient content of legumes leaf (Table 3) or structural component of the plant.

Crude Protein (CP). Protein is an important nutrient for ruminant. It supports rumen microbes that consequently degrade forage (Newman et al., 2009). This study found that the CP content of *Indigofera* leaf (23.1%) was significantly ($P<0.05$) higher than that of *Leucaena* leaf (17.6%) (Table 3). This result was in line with Hassen et al., (2008) and Abdullah et al., (2012) who reported that *Indigofera* has a high protein content. Similarly, Tjelele (2006) and Abdullah and Suharlina (2010) reported *Indigofera* CP of 24.61-26.1% and 20.47-27.60%, respectively. The CP content of *Leucaena* leaf in the present study was lower than 25-26.02% by Abdulrazak et al. (2006) and Nasrullah et al. (2003). It implied that CP content of legume was influenced by type of legume, environment, land condition and soil fertility (Jayanegara and Sofyan, 2008; Newman et al., 2009). Significant ($P<0.05$) two-way interaction between legume type and harvest time on CP of leaf is presented in Figure 3 with the fluctuations in the CP content of *Leucaena* throughout the year. The CP content of *Leucaena* leaf decreased on the second harvest and increased on the third harvest. This study noted that harvest time did not influence CP content of *Indigofera* leaf, therefore suggested that CP content of *Indigofera* was not

affected by stage of defoliation so relatively constant throughout the year.

Neutral Detergent Fibre (NDF). NDF content is an estimation of the percentage of cell wall material or plant structure material. Forage NDF is a major factor affecting feed intake (Kendall et al., 2008). NDF content result in this study found was 35.9%, significantly lower than that of *Leucaena* leaf (40.9%), accordingly *Leucaena* had a higher fibre fraction compared to *Indigofera*. Newman et al. (2009) reported that the NDF values represent the total fiber fraction (cellulose, hemicellulose, and lignin) that make up cell walls (structural carbohydrates or sugars) within the forage tissue. Generally, the lower the NDF value the better. It is inversely related to intake (Arelovich et al., 2008). The lower NDF content would encourage a greater intake of the forage. The NDF content of *Indigofera* leaf found in this study was relatively lower than 38.30-51.05% by Abdullah (2010) of *Indigofera* grown Bogor. NDF content of *Leucaena* leaf in the present study was higher compared to NDF content of *Leucaena* grown in South Sulawesi reported by Nasrullah et al. (2003). There was significant ($P<0.05$) two-way interaction between legume type and harvest time on NDF content of leaf (Figure 4).

Figure 4 shows that NDF content of *Indigofera* and *Leucaena* decreased at second harvest and increased at third harvest. The fluctuations in the NDF content throughout the year may be affected by weather fluctuation. Newman et al. (2009) reported that weather condition is one of primary factors affecting quality of forage. The variation in NDF content between *Indigofera* and *Leucaena* may be affected by genetic.

Acid Detergent Fibre (ADF). The ADF values represent cellulose, lignin, and silica (if present) (Newman et al., 2009). ADF is an index of the percentage of highly indigestible plant material in a forage. This study found that the ADF

content of Indigofera leaf (25.1%) was significantly lower than those of Leucaena leaf (29.3%), indicating that the digestibility of Indigofera was higher than that of Leucaena. Low ADF concentration is associated with increased digestibility (Eskandari et al., 2009; Albayrak et al., 2011). Low NDF content of Indigofera leaf may be because genetically Indigofera can absorb nutrient better than Leucaena especially nitrogen that leads to develop more cell content (sugar, starches, fat, protein, NPN and pectin) that allows the plant to be more succulent and have less cell wall components (Abdullah, 2010). The ADF content of Indigofera leaf found in this study was relatively lower than 26.23-37.82% by Abdullah and Suharlina (2010) of Indigofera grown in Bogor. ADF content of Leucaena leaf in the

present study was higher than 31.67% reported by Nasrullah et al. (2003) of leucaena grown in South Sulawesi was. It showed that region, soil type environmental condition and climate influenced cell wall (NDF and ADF) of legume. There was no significant ($P>0.05$) two-way interaction between legume type and harvest time on NDF content of leaf (Figure 5). Figure 5 shows no difference in ADF content of Indigofera and Leucaena leaf at all harvest. The ADF content of both legumes significantly ($P<0.05$) decreased at second harvest and significantly increased ($P<0.05$) at third harvest. This trend was comparable to NDF content with fluctuation probably influenced by weather condition which affected availability of soil mineral and water for plant (Kreuzwieser and Gessler, 2010).

Table 3. Chemical composition of Indigofera and Leucaena leaf at harvest 1, 2 and 3 in peatland

Chemical Composition (%)	Treatments	
	Indigofera	Leucaena
DM	29.9 ^a	25.4 ^b
CP	23.1 ^a	17.6 ^b
NDF	35.9 ^b	40.9 ^a
ADF	25.1 ^b	29.3 ^a

Values bearing different superscript within row differ significantly ($P<0.05$)

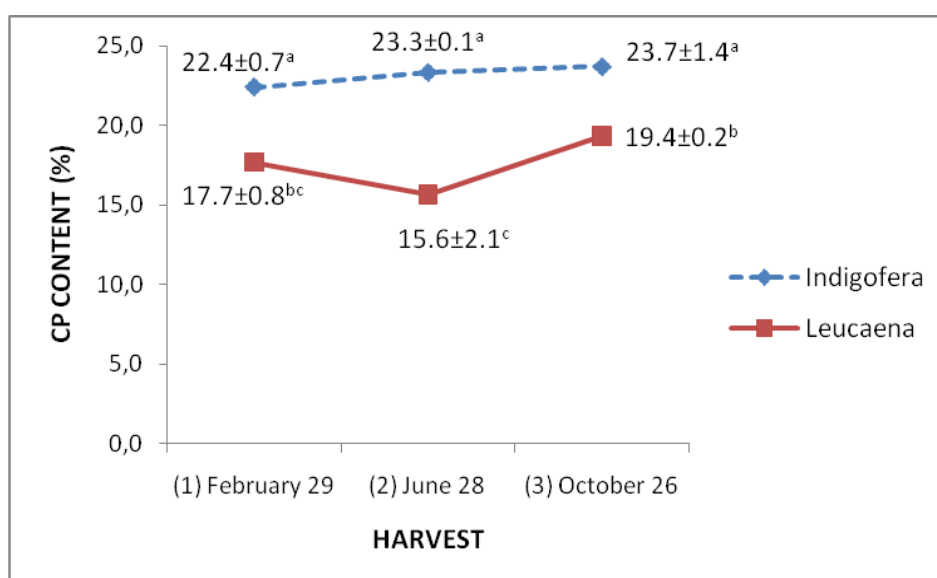


Figure 3. CP content of Indigofera and Leucaena leaf at harvest 1 (February 29, 2012), 2 (June 28, 2012) and 3 (October 26, 2012) in peatland. Values bearing different superscript show significant different ($P<0.05$)

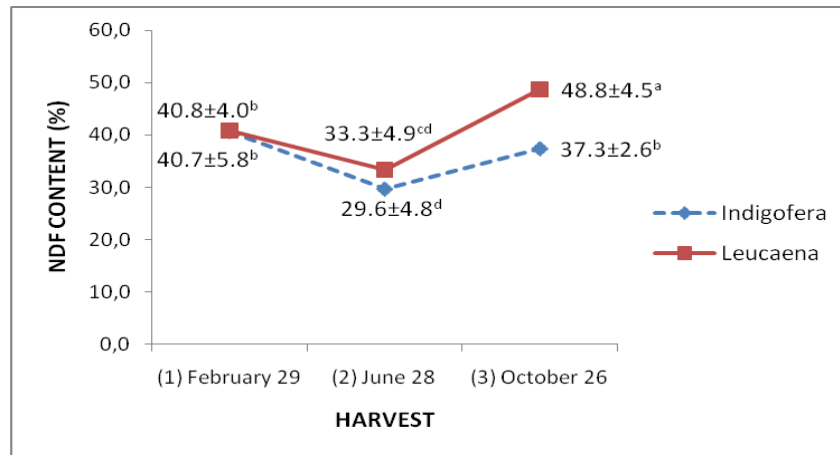


Figure 4. NDF content of Indigofera and Leucaena leaf at harvest 1 (February 29, 2012), 2 (June 28, 2012) and 3 (October 26, 2012) in peatland. Values bearing different superscript show significant different ($P < 0.05$)

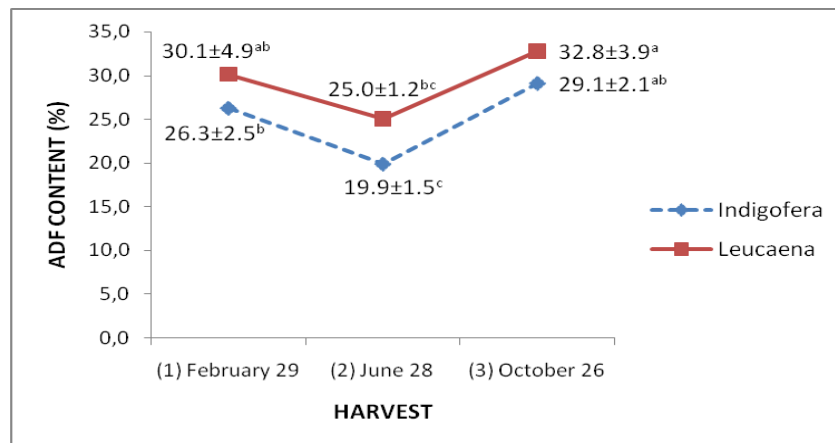


Figure 5. ADF content of Indigofera and Leucaena leaf on harvest 1 (February 29, 2012), 2 (June 28, 2012) and 3 (October 26, 2012) in peatland. Values bearing different superscript show significant different ($P < 0.05$)

Conclusion

DM yield and CP content of Indigofera was relatively higher but NDF and ADF content was relatively lower than those of Leucaena. Conclusively, the production and nutritive value of *Indigofera zollingeriana* was superior to *Leucaena leucocephala* in peatland (sapric type).

References

Abdullah L and Suharlina. 2010. Herbage yield and quality of two vegetative parts of Indigofera at

different times of first regrowth defoliation. Med. Pet. 3(1):44-49.

Abdullah L, DA Astuti and TAP Apdini. 2012. Use of *Indigofera zollingeriana* as a forage protein source in dairy goat rations. In: Proceedings of the 1st Asia Dairy Goat Conference, Kuala Lumpur, Malaysia, 9–12 April 2012.

Abdullah L. 2010. Herbage production and quality of shrub Indigofera treated by different concentration of foliar fertilizer. Med. Pet. 33(3):169-175.

Abdulrazak SA, RK Kahindi and RW Muinga. 2006. Effects of madras thorn, Leucaena and Gliricidia supplementation on feed intake, digestibility and growth of goats fed Panicum hay. Livestock Res. Rural Development. 18(9). <http://www.lrrd.org/>

- lrrd18/9/abdu18124.htm. (accessed: February 3, 2014)
- Aganga AA and SO Tshwenyane. 2003. Lucerne, Lablab and *Leucaena leucocephala* forages: production and utilization for livestock production. Pakistan J. Nut. 2(2):46-53.
- Albayrak S, M Turk, O Yuksel and M Yilmaz. 2011. Forage yield and the quality of perennial legume-grass mixtures under rainfed conditions. Not Bot Hort Agrobot Cluj. 39(1):114-118.
- AOAC. 2005. Official Methods of Analysis. AOAC International. 18th ed. Assoc. Off. Anal. Chem, Arlington, USA.
- Arelovich HM, CS Abney, JA Vizcarra and ML Galyean. 2008. Effects of dietary neutral detergent fiber on intakes of dry matter and net energy by dairy and beef cattle: Analysis of published data. The Professional Animal Scientist 24:375-383.
- Cook BG, BC Pengelly, SD Brown, JL Donnelly, DA Eagles, MA Franco, J Hanson, BF Mullen, IJ Partridge, M Peters and R Schultze-Kraft. 2005. Tropical Forages. CSIRO, DPI&F (Qld), CIAT and ILRI, Brisbane, Australia <http://www.tropicalforages.info>. (accessed: February 11, 2014)
- Edwards A, V Mlambo, CHO Lallo and GW Garcia. 2012. Yield, chemical composition and *in vitro* ruminal fermentation of the leaves of *Leucaena leucocephala*, *Gliricidia sepium* and *Trichanthera gigantea* as Influenced by harvesting frequency. J. Anim. Sci. Adv. 2(Suppl. 3.2):321-331.
- Eskandari H, A Ghanbari and A Javanmard. 2009. Intercropping of cereals and legumes for forage production. Not. Sci. Biol. 1(1):07-13.
- Foroughbakhch PR, AC Parra, AR Estrada, MAA Vazquez and MLC Avila. 2012. Nutrient content and *in vitro* dry matter digestibility of *Gliricidia sepium* (Jacq) Walp. And *Leucaena leucocephala* (Lam. De Wit). J. Anim. Vet. Adv. 11(10):1708-1712.
- Gonzalez-Garcia E, O Caceres, H Archimede, and H Santana. 2009. Nutritive value of edible forage from two *Leucaena leucocephala* cultivars with different growth habit and morphology. Agroforest Syst. 77: 131-141.
- Hassen A, NFG Rethman, WAZ Apostolides and WA van Niekerk. 2008. Forage production and potential nutritive value of 24 shrubby *Indigofera* accessions under field conditions in South Africa. Trop. Grasslands 42:96-103.
- Jayanegara A and A Sofyan. 2008. Penentuan aktivitas biologis tanin beberapa hijauan secara *in vitro* menggunakan hohenheim gas test dengan polietilen glikol sebagai determinan. Med. Pet. 31(1):44-52.
- Kendall C, C Leonardi, PC Hoffman and DK Combs. 2008. Intake and milk production of cows fed diets that differed in dietary neutral detergent fiber and neutral detergent fiber digestibility. J. Dairy Sci. 92:313-323
- Kreuzwieser J and A Gessler. 2010. Global climate change and tree nutrition: influence of water availability. Tree Physiology 30:1221-1234.
- Man, NV, NV Hao and VM Tri. 1995. Biomass production of some leguminous shrubs and trees in Vietnam. Livestock Research for Rural Development 7 (2). <http://www.lrrd.org/lrrd7/2/8.htm>. (accessed: February 11, 2014)
- Mbomi SE, GM Anjah, DM Lamare and FT Oben. 2012. Effects of inter-row and intra-row spacing of three *Tephrosia* species and their influence on soil fertility. Greener J. Agric. Sci. 2(3):102-107.
- Nasrullah, M Niimi, R Akashi and O Kawamura. 2003. Nutritive evaluation of forage plants grown in South Sulawesi, Indonesia. Asian-Aust. J. Anim. Sci. 16(5):693-701.
- Newman YC, AT Adesogan, J Vendramini and L Sollenberger. 2009. Defining forage quality. Agronomy Department, Florida Cooperative Extension Service, Institute of Food and Agricultural Sciences, University of Florida. <http://edis.ifas.ufl.edu/pdf/files/AG/AG33200.pdf> (accessed: February 4, 2014)
- Noula FS, OO Akinbamijo, OB Smith and VS Pandey. 2004. Horticultural residues as ruminant feed in per-urban area of the Gambia. Livestock Research for Rural Development 16 (6). <http://www.cipav.org.co/lrrd/lrrd16/6/noua16037.htm>. (accessed: May 20013).
- Odedire JA and OJ Babayemi. 2007. Preliminary study on *Tephrosia candida* as forage alternative to *Leucaena leucocephala* for ruminant nutrition in Southwest Nigeria. Livestock Res. Rural Dev. 19(9). <http://www.lrrd.org/lrrd19/9/oded19128.htm>. (accessed: February 11, 2014)
- Simanuhuruk K and J Sirait. 2009. Utilization of *Indigofera* sp. as basal feed for Boerka goats on growing phase. In: Proceeding of Seminar Nasional Teknologi Peternakan dan Veteriner 2009. Pp: 449-454.
- Stür WW, HM Shelton and RC Gutteridge. 1998. Defoliation management of forage tree legumes. In: Forage Tree Legumes in Tropical Agriculture. Gutteridge RC, and HM Shelton (Ed.). Department of Agriculture The University of Queensland Queensland 4072, Australia. www.fao.org/ag/agp/AGPC/doc/Publicat/Guttshel/x5556e0h.htm. (accessed: February 11, 2014)
- Tjelele TJ. 2006. Dry matter production, intake and nutritive value of certain *Indigofera* species

- [Tesis]. Pretoria. M.Inst. Agrar. University of Pretoria.
- Van Soest PJ, JB Robertson and BA Lewis. 1991. Methods for dietary fiber, neutral detergent fiber and non-starch polysaccharides in relation to animal nutrition. J. Dairy Sci. 74:3583-3593.
- Vendramini J MB, MLA Silveira, JCB Dubeux Jr and LE Sollenberger. 2007. Environmental impacts and nutrient recycling on pastures grazed by cattle. R. Bras. Zootec. 36:139-149.