



Fishing season of large pelagic fish in Idi Rayeuk waters, East Aceh, Indonesia

Makwiyah A. Chaliluddin^{1,2,*}, Rizka Alfita², Thaib Rizwan², Rahmat Rizqi², Rosi Rahayu², Sayyid Afdhal El Rahimi³, Ichsan Rusydi³

¹Fishing Technology Laboratory, Faculty of Marine and Fisheries, Universitas Syiah Kuala, Banda Aceh, Indonesia.

²Department of Fisheries Resource Utilization, Faculty of Marine and Fisheries, Universitas Syiah Kuala, Banda Aceh, Indonesia.

³Department of Marine Sciences, Faculty of Marine and Fisheries, Universitas Syiah Kuala, Banda Aceh, Indonesia.

ARTICLE INFO

ABSTRACT

Keywords:

Fishing season
Large pelagic
Purse seine
Idi Rayeuk
Aceh

Large pelagic fish live on the water surface in groups. Skipjack tuna (*Katsuwonus pelamis*), yellowfin tuna (*Thunnus albacares*), mackerel tuna (*Euthynnus affinis*), mackerel (*Scomberomous guttatus*) are species of fishes that mainly catches by fishermen using purse seines. This study aims to determine the length and weight of large pelagic fish in the water of Idi Rayeuk and best the fishing season. This research was conducted in one month. Fish samples were collected from fishermen that used purse seine and landed their catches at the Idi Rayeuk Fishing Port, East Aceh. Additionally, the data was derived from the fishing port time-series during 2015 to 2019. The result showed that the yellowfin tuna (*Thunnus albacares*) has a length between 37 - 58 cm with a weight of 1.0 - 3.2 kg, skipjack tuna (*Katsuwonus pelamis*) 32 - 58 cm in length and weight 0.5 - 3.0 kg, mackerel tuna has 33 - 54 cm of length with a weight of 0.6 - 2.5 kg, and mackerel has 44 - 66 cm of length and weighing 0.7 - 1.7 kg. Its also found that the peak season for catching yellowfin tuna (*Thunnus albacares*) and mackerel tuna is May and June, and the lowest season in December for the yellowfin tuna, and December and January for the mackerel tuna. The peak season for skipjack fishing occurs in May, August, and October, and the low season occurs in November and December. Meanwhile, the peak season for fishing mackerel occurs in May, September, and October, while the low season occurs in January, February, and March.

DOI: 10.13170/depik.10.2.21203

Introduction

A purse seine is a type of fishing gear that is more effective for catching pelagic fish around the water surface. The purse seine is made from a long net where the length of the bottom net is equal to or longer than the top. The net construction shape varies between areas, such as the shape of a rectangle, trapezoid, and a net bag located at the middle of the net (webbing) and some located at the edge of the net. The characteristic of the purse seine lies at the bottom ring of the net (Chaliluddin *et al.*, 2018; Chaliluddin *et al.*, 2019a).

Large pelagic fish is one of the fisheries commodities with a very high economic value compared to other fish species (Nelwan *et al.*, 2015). The fishing gear often used to catch large pelagic fish is purse seine, longline, pole and line, trolling line

(Zainuddin *et al.*, 2017). A purse seine is a fishing gear commonly used by small-scale to large-scale fishers/industry to catch small and large pelagic fish species (Chaliluddin *et al.*, 2019b). Catching these fishes in the right season increases productivity and implements sustainable fisheries by preventing overfishing (Agustina *et al.*, 2016).

In fisheries biology, the fish length-weight relationship is essential for fisheries resource management, for example, in determining the fishing gear selectivity to catch only the suitable size (Aprilla *et al.*, 2021; Chaliluddin *et al.*, 2021). Furthermore, Afdhila *et al.* (2019); Agista *et al.* (2019) stated that the measurement of fish length and weight aims to determine the variation in weight and a certain length of fish individually or in groups as an indication of obesity, health, productivity and physiological conditions including gonad development. Analysis of

* Corresponding author.

Email address: chaliluddin@unsyiah.ac.id

the length-weight relationship can also estimate the condition factor or often called the index of plumpness, which is an essential aspect of growth to compare the condition or relative health condition of a particular fish population or individual.

The study of the fishing season is essential for the fishing business, both in small and large scale/industry. Information on the fishing season can promote the efficient use of fishing gear in the water. This study aims to determine the length and weight of large pelagic fish in the waters of Idi Rayeuk and to determine the right fishing season. The scope of this research is limited to the types of yellowfin tuna (*Thunnus albacares*), skipjack tuna (*Katsuwonus pelamis*), tuna, and mackerel.

Materials and Methods

Location and time of research

This research was conducted in June 2020 at the Idi Rayeuk Fishing Port, Eastern Aceh (Figure 1).

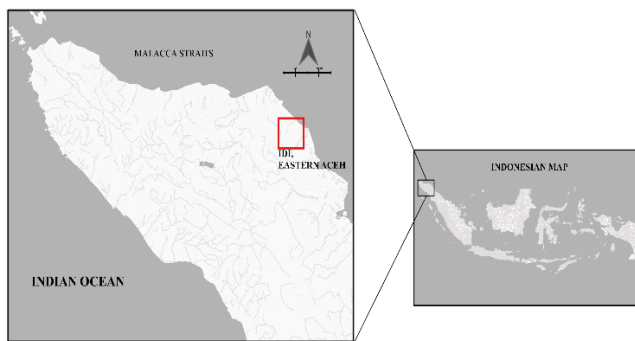


Figure 1. The study area (Idi Rayeuk Fishing Port).

Data analysis

Catch Per Unit Effort (CPUE) was analyzed to calculate the abundance of species and the level of species utilization by dividing total catch with the catch effort (Lestari et al., 2016). The CPUE analysis showed the utilization level of large pelagic fish resources in Idi Rayeuk fishing port, Eastern Aceh.

The fishing season was analyzed based on the Average Percentage Method using five years (60 months) Times Series Analysis (Kekenusa et al., 2016). The formulas used are (Febriani et al., 2014) as follow:

The CPUE_i series was arranged from January 2015 to December 2019.

a) The CPUE_i value per month (2008 - 2015) was calculated using the equation below:

$$CPUE_i = \frac{Catch}{Effort}$$

Notes: *Catch* (C) = Total catch (kg); *Effort* (E) = Total effort (trip); CPUE = Catch Per Unit Effort (kg/trip)

b) Monthly average ratio (Rb)

$$Rb_i = \frac{CPUE_i}{RGP_i}$$

Notes: Rb_i = the average ratio of the ith month; CPUE_i = CPUE sequence ith (i = 1,2,3.....60). Make an i x j matrix for each month starting from June-July, then do the calculations:

c) The average ratio for month ith (RBB_i)

$$RBB_i = \frac{1}{n} \sum RBB_{ij}$$

Notes: RBB_i = Average Rb_{ij} for the ith-month; Rb_i = the ratio of the monthly mean in the matrix of size i x j (i = 1,2,3... 12), (j = 1,2,3.... n)

d) Total monthly average ratios (JRBB)

$$JRBB = \sum RBB_i$$

Notes: JRBB = the sum of the monthly average ratio; RBB_i = Average RBB_{ij} for ith month (i=1,2,3.... 12)

e) Correction Factors (FK)

The formula to obtain the FK score is:

$$FK = \frac{1200}{JRBB}$$

Notes: FK = Value of correction factors;

f) JRBB = sum of monthly average ratio - Catching Season Index ith month (IMP_i)

$$IMP_i = RBB_i \times FK$$

Notes: IMP_i = catching season index of the ith-month; RBB_i = average ratio for the ith-month; FK = Value of codirection factors (i = 1, 2, 3, ..., 12)

g) The fishing season was determined based on the criteria of season index more than 1 (more than 100%) or above the average, while not in the season if the season index is less than 1 (less than 100%). If IM = 1 (100%), it is equal to the monthly average price; hence it is in a normal or balanced condition.

Results

The measure of large pelagic fish in Idi Rayeuk fishing port

The length-weight relationship of the large pelagic fish was calculated from 128 samples (Table 1). Based on Table 1, the proportion of skipjack tuna (*Katsuwonus pelamis*) caught was longer and heavier than other types of fish. This result is in accordance with the results of research by Zedta et al. (2017), which stated that, in general, tuna caught by fishers were longer than 40-60 cm.

Table 1. Length and weight of large pelagic fish in Idi Rayeuk fishing port.

Species	Length fish (cm)	Weight fish (Kg)	Total (individual)
Yellowfin tuna	35 – 43	0.7 – 1.5	12
(<i>Thunnus albacares</i>)	44 – 52	1.6 – 2.4	20
Skipjack tuna	32 – 42	0.5 – 1.5	9
(<i>Katsuwonus pelamis</i>)	43 – 54	1.6 – 2.7	23
Mackerel tuna	35 – 43	0.6 – 1.4	19
(<i>Euthynnus affinis</i>)	44 – 53	1.5 – 2.4	14

Indian Spanish Mackerel (<i>Scomberomous guttatus</i>)	47 – 54	0.7 – 1.4	11
Mackerel (<i>Scomberomous guttatus</i>)	55 – 63	1.5 – 2.3	21

Annual catch per unit effort report for large pelagic fish in Idi Rayeuk fishing port

Large pelagic fish landed and recorded in Idi Rayeuk fishing port during 2015 - 2019 are shown in Table 2. The species of large pelagic fish recorded were yellowfin tuna (*Thunnus albacares*), skipjack tuna (*Katsuwonus pelamis*), Mackerel tuna (*Euthynnus affinis*), and Indian Spanish Mackerel (*Scomberomous guttatus*). The largest catch is skipjack tuna (*Katsuwonus pelamis*), followed by Mackerel tuna (*Euthynnus affinis*).

Table 2. The annual catch per unit effort of big pelagic fish in Idi Rayeuk fishing port.

No	Species	Year	Production (Kg)	Effort (Trip)	CPUE (Kg/Trip)
1.	Yellowfin tuna (<i>Thunnus albacares</i>)	2015	242,431.00	2,368.00	102.38
		2016	211,733.00	2,899.00	73.04
		2017	403,404.00	3,185.00	126.66
		2018	221,292.00	3,739.00	59.18
		2019	235,028.00	3,235.00	72.65
2.	Skipjack tuna (<i>Katsuwonus pelamis</i>)	2015	7,521,349.00	2,368.00	3,176.25
		2016	2,419,114.00	2,899.00	834.46
		2017	2,669,081.00	3,185.00	838.02
		2018	9,691,706.00	3,739.00	2,592.06
		2019	6,907,629.00	3,235.00	2,135.28
3.	Mackerel tuna (<i>Euthynnus affinis</i>)	2015	3,767,035.00	2,368.00	1,590.81
		2016	2,093,602.00	2,899.00	722.18
		2017	1,867,142.00	3,185.00	586.23
		2018	6,451,584.00	3,739.00	1,725.48
		2019	2,332,552.00	3,235.00	721.04
4.	Indian Spanish Mackerel (<i>Scomberomous guttatus</i>)	2015	2,572.00	2,368.00	1.09
		2016	4,040.00	2,899.00	1.39
		2017	2,148.00	3,185.00	0.67
		2018	3,530.00	3,739.00	0.94
		2019	2,395.00	3,235.00	0.74

Source: East Aceh Fisheries Service 2015 - 2019

Based on Table 2, the highest catch per unit effort of yellowfin tuna (*Thunnus albacares*) occurred in 2017, skipjack tuna (*Katsuwonus pelamis*) occurred in 2019, tuna occurred in 2018, and Indian Spanish Mackerel (*Scomberomous guttatus*) occurred in 2016.

Fishing season for large pelagic in the Idi Rayeuk waters

The fishing season with an average index value of 100% showed the normal fishing season, the peak season occurs if the index value of the fishing season is above 100%, and the lean season is when the index value is below 100%. Meanwhile, the fishing season index above the average value is called to be a good time to catch fish (Simanjuntak et al., 2018).

The results of time series data analysis for the Idi Rayeuk fishing port on large pelagic fish explained as follows. Yellowfin tuna (*Thunnus albacares*) fishing season occurs in May-August with the peak fishing

season in May, while the lean season occurs in December - January (Figure 2).

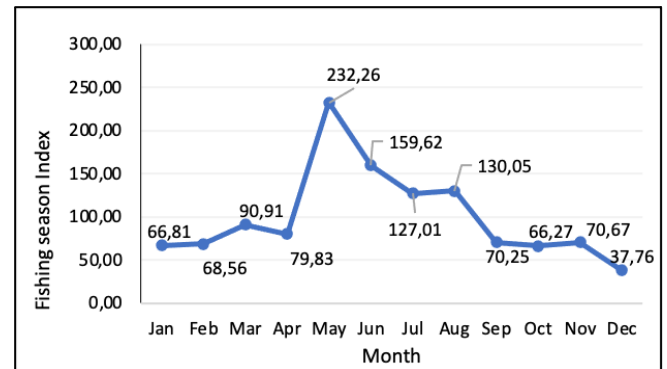


Figure 2. Yellowfin tuna (*Thunnus albacares*) fishing season in Idi Rayeuk waters.

Skipjack tuna (*Katsuwonus pelamis*) catch for five years (2015-2019) showed a fluctuating trend (Figure 3). Based on this figure, the skipjack tuna (*Katsuwonus pelamis*) fishing season occurs three times within a year, namely May, August, and October, with the peak season occurring in August, the lean season occurs in November.

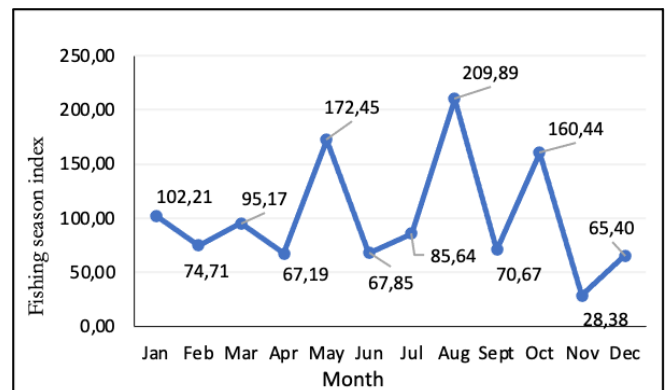


Figure 3. Skipjack tuna (*Katsuwonus pelamis*) fishing season in Idi Rayeuk waters.

Mackerel tuna (*Euthynnus affinis*) catches for five years (2015-2019) trend varied (Figure 4). Based on this figure, the tuna fishing season occurs three times a year, namely February, May, and June. The peak fishing season occurs in May, and the lean fishing season occurs in December.

The catch of Indian Spanish Mackerel (*Scomberomous guttatus*) for five years (2015-2019) has fluctuated (Figure 5). Based on this figure, the fishing season of Indian Spanish Mackerel occurs three times a year, namely in May, September, and October, with the peak season of fishing occurring in September and the lean season occurring in January, February and March.

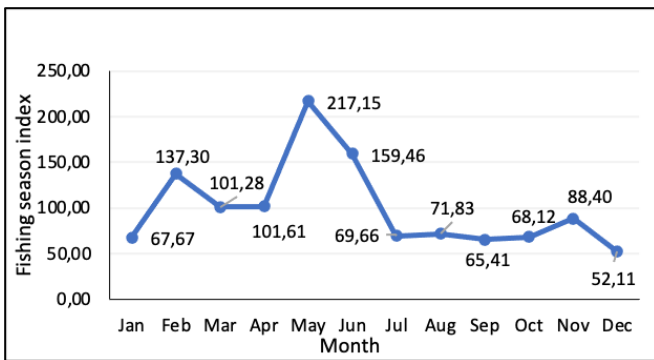


Figure 4. Mackerel tuna (*Euthynnus affinis*) fishing season in Idi Rayeuk waters.

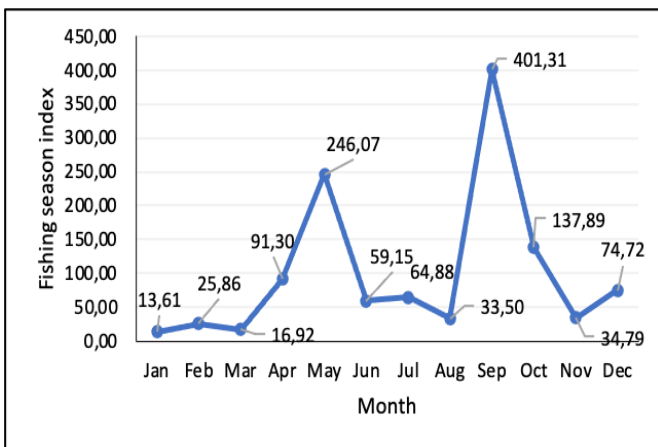


Figure 5. Indian Spanish Mackerel (*Scomberomous guttatus*) fishing season in Idi Rayeuk waters.

Discussion

The measure of large pelagic fish in Idi Rayeuk fishing port

The relationship between fish weight and length is one of the complementary information important to fisheries resource management. Yellowfin tuna (*Thunnus albacares*), landed at Idi Rayeuk fishing port, has a length between 37 - 58 cm with a weight of 1.0 - 3.2 kg with an average length of 45 cm. These results are in accordance with Darondo et al. (2020), which stated that the distribution of the fork length distribution of caught yellowfin tuna ranges from 35 - 61 cm with an average length of 46 cm.

Skipjack tuna caught was 32 - 58 cm in length and weight 0.5 - 3.0 kg. The average length of the skipjack tuna is about 45 cm. The results were similar to studies by Anggraini et al. (2015) and Diringrum et al. (2019), Kantun et al. (2018), that stated the distribution size of skipjack tuna caught by purse seine in the eastern part of Flores Sea has fork length ranging from 19.5 to 59.5 cm, the average individual length is 41.9 cm, and the dominant length ranges from 19.5 to 24.5 cm and 45.5-49.5 cm.

Mackerel tuna (*Euthynnus affinis*) landed in Idi Rayeuk fishing port during the study have a length of

33 - 54 cm with a weight of 0.6 - 2.5 kg. These results are in accordance with the research results of Agustina et al. (2018), Ekawaty et al. (2018), Hidayat et al. (2018), which state that tuna length ranged from 24 - 71 cm with an average of 51.66 cm and weight 0.21 - 7.05 kg with an average of 2.72 kg. The catch of Indian Spanish Mackerel (*Scomberomous guttatus*) landed at Idi Rayeuk fishing port has a size between 44 - 66 cm and a 0.7 - 1.7 kg weight. These results are almost the same as the study results by Kalsum et al. (2019), which stated that the mature Indian Spanish Mackerel (*Scomberomous guttatus*) with gonads and those that are caught are ≥ 42.34 cm in size.

Fishing season for large pelagic fish in the Idi Rayeuk waters

Indonesia has four periods of fishing seasons based on wind circulation, which are the western season (December-February), the first transitional season (March-May), the eastern season (June-August), and the second transitional season (September-November). In general, the fishing season in Indonesia occurs throughout the year; however, during the western season, fishing activity decreases significantly due to the water conditions that do not allow fishing. This condition is in accordance with Susanto (2015), which states that the fishing season in Indonesia occurs throughout the year and the fertility level in the waters of the Sunda Strait reaches its peak in June to September, which is indicated by the abundance of chlorophyll-a which is higher than the other month. The highest concentration of chlorophyll-a is in Lampung waters and the Malacca Strait. The waters of Idi Rayeuk are located next to the Malacca Strait, hence the similar character in terms of currents, waves, temperature, salinity, to water transparency.

For five years (2015 - 2019), the fishing season for yellowfin tuna in and landed at Idi Rayeuk waters fluctuated. This result may be because the yellowfin tuna stock did not increase significantly from year to year, while the effort increased. As a result, the catch per unit effort received by fishers decreased. A very striking catch per unit effort occurred in 2019, where the effort was extensive, while the catch obtained was not too significant compared to 2017. The highest catch was in May and can be categorized as the best fishing month compared to the catch in the other months, while the lowest fishing season occurs in December (Nurhayati et al., 2018).

Tuna and skipjack are fast-swimming fish, migrate over long distances and live in groups searching for food. The distribution of skipjack tuna covers a fairly wide distribution area, including those that spread and

migrate across oceans throughout tropical and subtropical waters, namely to the Indian Ocean, Pacific Ocean, and the Strait of Malacca. Tuna and skipjack live in surface layer waters and prefer a temperature of 16-30°C and a salinity of 32 - 36 ppm. In western Indonesia, tuna and skipjack tuna occupy the Indian Ocean and Malacca Straits, along the North and East coast of Aceh, the west coast of Sumatra, South Java, Bali, and Nusa Tenggara. In eastern Indonesia, they mostly can be found in the Banda Flores Sea, Halmahera, Maluku, Sulawesi, Pacific waters in the north of Papua, and the Makassar Strait (Ahmad, 2015).

The presence of large pelagic fish in the waters is greatly influenced by the level of gonad maturity of the fish. The gonad maturity level is closely related to the spawning season and the presence of these fish in the waters. The spawning season of skipjack tuna and yellowfin tuna in the waters of Tomini Bay occurs in May. According to Widodo (1986), the spawning season occurs approximately one month after the highest percentage of fish that are mature gonads. Therefore, the skipjack and yellowfin tuna spawning season are estimated to occur in the middle of the year and towards the end.

Research regarding the spawning and fishing season of yellowfin tuna has been carried out in various waters. Itano (1995) and (Barocas et al., 2021) found that the spawning and fishing season for yellowfin tuna in Hawaiian waters occurs from April to September, in Philippine waters occur from March to December (Rola et al., 2018), and in the Pacific waters occur in July, August, and September (Kikawa, 1962; Macusi et al., 2021). Furthermore, in the eastern Pacific waters, the spawning and fishing season occur in January-March (Joseph, 1963; Calderwood et al., 2021), waters near the Hawaiian Islands, the spawning and fishing season occurs from June to December (Richard and Simmons, 1971; Duarte et al., 2018; Miyamoto et al., 2019), and the spawning and fishing season for yellowfin tuna in the Andaman sea takes place from November to April (John, 1995; Gabriela et al., 2021; Owusu et al., 2020; Yıldız et al., 2020). The peak season for fish spawning and fishing in the Indian Ocean occurs in April and August (Hutapea et al., 2006; Widodo and Suwarso, 2005).

The fishing season for Mackerel tuna in Idi Rayeuk waters occurs in May and June. December - January is not suitable for fishing and is included in the western season characterized by extreme weather and high sea waves that can reach 1-3 m preventing fishers from catching fish. The western season (especially in January) is also known as the famine season. The fishing season for Mackerel tuna occurs in the first

transitional season to the end of the second transitional season marked by the emergence of anchovies. This phenomenon shows the existence of a food chain mechanism in the area, swarming small pelagic fish inviting the arrival of large pelagic fish. The abundance of anchovy almost coincides with the tuna fishing season, but the Mackerel tuna fishing season is relatively shorter (Syahrir, 2011).

The fishing season for Indian Spanish Mackerel occurs during the first transitional season and the eastern season. This result is in line with Masturah et al. (2014), which states that the distribution of Indian Spanish Mackerel fish in 2011 in the eastern season is more towards Kalimantan Island, while in the eastern season in 2012-2013 it is more towards the Island of Sumatra. Pelagic fish include predatory fish, where these fish eat smaller fish such as anchovies, the appearance of anchovy indicated as the fishing season for Indian Spanish Mackerel (Syahrir 2011). The lowest Indian Spanish Mackerel fishing season occurs in January - March (west season). This result is consistent with Lee (2010), who stated that the alleged low season for fishing Indian Spanish Mackerel in the Malacca Strait occurred in January - March (west season). In the west monsoon, the weather starts to be dominated by large waves and high wind speeds.

Conclusion

The length of the large pelagic fish landed at the Idi Rayeuk fishing port varies in length; Yellowfin tuna were ranging from 37 to 58 cm with a weight of 1.0 - 3.2 kg, skipjack tuna ranging from 32 to 58 cm, and a weight of 0.5 - 3.0 kg, mackerel tuna ranging from 33 - 54 cm weighing 0.6 - 2.5 kg and Indian Spanish Mackerel ranging from 44 to 66 cm and weighing 0.7 - 1.7 kg.

The peak fishing season for large pelagic fish landed at Idi Rayeuk fishing port was based on 2015-2019 data, yellowfin tuna in May, skipjack tuna in August, mackerel tuna in May, and Indian Spanish Mackerel in May.

Acknowledgments

The author would like to thank the head of the East Aceh district marine and fisheries office and staff, head of the fishing port Idi Rayeuk and staff, Panglima Laot Idi Rayeuk, fishing masters, friends who have helped the author in carrying out this research.

References

Afdhila, R., A.A. Muhammadar, M.A. Chaliluddin. 2019. Length-weight relationship and condition factors of layang fish (*Decapterus macrosoma*) that landed at Lampulo Ocean Fishing Port, Banda Aceh.

- IOP Conf. Series: Earth and Environmental Science, 348(1): 012079.
- Agista, L., A.A. Muhammadar, M.A. Chaliluddin. 2019. The relationship of length-weight and condition factors of layang fish (*Decapterus russelli*) landed at KUD Gabion of Oceanic Fishing Port, North Sumatra. IOP Conf. Series: Earth and Environmental Science, 348 (1): 012084.
- Agustina, A., R. Irnawati, A. Susanto., 2016. Fishing season of large pelagic fish in Lempasing Coastal Fishing Port Lampung Province. Journal of Fisheries and Marine Affairs, 6(1): 74-82.
- Agustina, M., I. Jatmiko, R.K. Sulistyarningsih. 2018. Growth pattern and condition factor of Kawakawa, *Euthynnus affinis* (Cantor 1849) in Tanjung Luar Waters West Nusa Tenggara. Bawal, 10(3): 179-185.
- Ahmad, M.Y. 2015. Z-transformation application for estimating seasons of several fish species. Journal of Agrosience, 5(1): 15-23.
- Anggraeni, R., A. Solichin, W.S. Saputra. 2015. Several aspects of the biology of skipjack tuna (*katsuwonus pelamis*) in relation to fisheries management in PPP Sadeng, Gunungkidul District, Yogyakarta.. Diponegoro Journal of Maquares, 4(3): 230-239.
- Aprilla, R.M., A. Musfidah, M.A. Chaliluddin, A. Damora, I. Rusydi. 2021. Analysis of catch composition in Gampong Deah Raya, Syiah Kuala, Banda Aceh. IOP Conf. Series: Earth and Environmental Science, 674(1): 012038.
- Barocas, A., J.A. Flores, A.A. Pardo, D.W. Macdonald, R.R. Swaisgood. 2021. Reduced dry season fish biomass and depleted carnivorous fish assemblages in unprotected tropical oxbow lakes. Biological Conservation, 257(1): 109090.
- Calderwood, J., G. Bal, D.G. Reid. 2021. Trial and error: Tactical changes in fishing behaviour can help reduce discards and exposure to chokes, but scientific trials can fail to spot this. Marine Policy, 124(1): 104365.
- Chaliluddin, M.A., R.M. Aprilla, J.M. Affan, A.A. Muhammadar, H. Rahmadani, E. Miswar, F. Firdaus. 2018. Effectiveness uses of the fish aggregating device (FADs) as a fishing ground in Pusong waters, Lhokseumawe City. Depik Jurnal Ilmu-Ilmu Perairan, Pesisir dan Perikanan, 7(2): 119-126.
- Chaliluddin, M.A., S. Amri, R.M. Aprilla. 2019a. Productivity catches and leading commodities of capture fisheries in Aceh Jaya District. Galung Tropika, 8(2): 82-90.
- Chaliluddin, M.A., J.M. Affan, S. Ramadhan, Y.S. Ismail, F. Amir, M. Muhammad, T. Rizwan, A. Rahmah, F.I. Yani, S.A.E. Rahimi. 2019b. The relationship between fishing vessel size, net length, engine power, and FAD material to the catches volume of purse seine: A case study in the Idi Rayeuk fishing port, Aceh Timur District. Depik Jurnal Ilmu-Ilmu Perairan, Pesisir dan Perikanan, 8(3): 227-234.
- Chaliluddin, M.A., A. Rahmah, R.M. Aprilla, T. Rizwan, M. Ikram, D. Satria, F.I. Yani. 2021. Management of environmentally friendly fishing gears based on the code of conduct for responsible fisheries in Pidie District. IOP Conf. Series: Earth and Environmental Science, 674(1): 012034.
- Darondo, A.F., S. Halim, M.A. Jabbar, Wudianto. 2020. Size of structure, growth pattern, and average length were first caught in Yellowfin (*Thunnus albacares*) in Bitung waters. Journal of Capture Fisheries Science and Technology, 5(1): 7-17.
- Diningrum, T.D.B., H. Triyono, M.A. Jabbar. 2019. Biological aspects of skipjack tuna (*Katsuwonus pelamis*, linnaeus 1758) in Southeast Sulawesi. Journal of Fisheries Extension and Marine, 13(2): 139-147.
- Duarte, J.A., A.H. Flores, S. Salas, J.C. Seijo. 2018. Is it sustainable fishing for Octopus maya Voss and Solis, 1966, during the breeding season using a bait-based fishing technique?. Fisheries Research, 199 (1): 119-126.
- East Aceh Fisheries Service. 2015. Capture fisheries statistics. Fishing port Idi Rayeuk. East Aceh Marine and Fisheries Service.
- East Aceh Fisheries Service. 2016. Capture fisheries statistics. Fishing port Idi Rayeuk. East Aceh Marine and Fisheries Service.
- East Aceh Fisheries Service. 2017. Capture fisheries statistics. Fishing port Idi Rayeuk. East Aceh Marine and Fisheries Service.
- East Aceh Fisheries Service. 2018. Capture fisheries statistics. Fishing port Idi Rayeuk. East Aceh Marine and Fisheries Service.
- East Aceh Fisheries Service. 2019. Capture fisheries statistics. Fishing port Idi Rayeuk. East Aceh Marine and Fisheries Service.
- East Aceh Fisheries Service. 2020. Capture fisheries statistics. Fishing port Idi Rayeuk. East Aceh Marine and Fisheries Service.
- East Aceh Fisheries Service. 2021. Capture fisheries statistics. Fishing port Idi Rayeuk. East Aceh Marine and Fisheries Service.
- Ekawaty R., I. Jatmiko. 2018. Reproductive biology of como tuna, *Euthynnus affinis* (Cantor, 1849) in the Eastern Indian Ocean. Indonesian Journal of Ichthyology, 18(3): 199-208.
- Febriani, P.R., A.K. Mudzakir, Asriyanto. 2014. Analysis of CPUE, MSY, and lobster (*Panulirus* sp.) Fishing effort in Gunung Kidul District. Journal of Fisheries Resources Utilization Management and Technology, 3(3): 208-217.
- Gabriela, P.C., Y. Takayuki, D.J. Louis, M. Kelig, B. Philippe. 2021. Reconstructing freshwater fishing seasonality in a neotropical savanna: First application of swamp eel (*Synbranchus marmoratus*) sclerochronology to a pre-Columbian Amazonian site (*Loma Salvatierra*, Bolivia). Journal of Archaeological Science: Reports, 37(1): 102880.
- Hidayat, T., T. Noegroho, U. Chodriyah. 2018. Biology of como tuna (*Euthynnus affinis*) in the Java Sea. Journal of Tropical Fisheries Management, 2(1): 1-73.
- Hutapea, J.H., R. Andamari, N.A. Giri, G.N. Permana. 2006. Study of bioreproduction and proximate composition of yellowfin tuna (*Thunnus albacares*) from several waters in Indonesia. Journal of Aquaculture Research, 1(3): 325-336.
- Itano, D.G. 1995. The reproductive biology of yellowfin tuna (*Thunnus albacares*) in Hawaiian waters and the Western Tropical Pacific Ocean: Project Summary. Joint Institute for Marine and Atmospheric Research University of Hawaii, Honolulu: 69 p.
- John, M.E. 1995. Studies on Yellowfin tuna, *Thunnus albacares* (Bonnatere 1788) in the Indian Seas. Ph.D. thesis, University of Mumbai. 258 p.
- Joseph, J. 1963. Fecundity of yellowfin tuna (*Thunnus albacares*) and skipjack tuna (*Katsuwonus pelamis*) from Eastern Pacific Ocean. Inter-American Tropical Tuna Commission Bulletin, 7(4): 257-292.
- Kalsum, U.U., M. Palo, Najamuddin. 2019. Analysis of technical aspects and the catch of bottom gill nets in Maros Regency waters. Jurnal IPTEKS PSP, 6(11): 70-89.
- Kantun, W., L. Darris, W.S. Arsana. 2018. Composition of types and sizes of fish caught on FADs with hand lines in the Makassar Strait. Journal Marine Fisheries, 9(2): 157-167.
- Kekenusa, S.J., S.P. Paendong. 2016. Analysis of determining the fishing season for skipjack tuna (*katsuwonus pelamis* L.) In the Belang Waters of Southeast Minahasa-North Sulawesi. Scientific Journal of Science, 16(2): 86-90.
- Kikawa, S. 1962. Studies on the spawning activities of the Pacific tunas, *Parathunnus mebachi* and *Neobunnus macropterus*, by the Gonad Index Examination. Occas. Rept. Nankai Reg. Fish. Res.
- Lee, J.W. 2010. The influence of day and month period on catch yield and income level of bagan tancap fishermen in Serang Regency [Thesis]. IPB University. Bogor.
- Lestari, S., A.K. Mudzakir, Sardiyatmo. 2016. CPUE analysis and factors affecting the catch of yellowfin tuna (*Thunnus albacares*) at the Cilacap Ocean Fishing Port. Journal of Fisheries Resources Utilization Management and Technology, 5(4): 43-51.
- Macusi, E.D., A.K.O. Liguez, E.S. Macusi, L.N. Digal. 2021. Factors influencing catch and support for the implementation of the closed fishing season in Davao Gulf, Philippines. Marine Policy, 130(1): 104578.
- Masturah, H., H. Sahala, H. Agus. 2014. Oceanographic variable analysis of fashionable data on the temporal distribution of mackerel (*Scomberomorus commersoni*, lacepede 1800) around the Karimata Strait. Diponegoro Journal of Maquares, 3(2): 11-19.
- Miyamoto, H., S. Suyama, D. Vijai, H. Kidokoro, M. Naya, T. Fuji, M. Sakai. 2019. Predicting the timing of Pacific saury (*Cololabis saira*) immigration to Japanese fishing grounds: A new approach based on natural tags in otolith annual rings. Fisheries Research, 209(1): 167-177.
- Nelwan, A.F.P., Sudirman, M. Zainuddin, M. Kurnia. 2015. The productivity of large pelagic fishing uses hand-line fishing rods based in Majene Regency. Journal Marine Fisheries, 6(2): 129-142.
- Nurhayati, M., S.H. Wisudo, F. Purwangka. 2018. Productivity and season patterns of yellowfin tuna (*Thunnus albacares*) in Fisheries Area 573. Indonesia Aquatic Journal, 3(2): 127-135.

- Owusu, V., E. Andriesse. 2020. From open access regime to closed fishing season: Lessons from small-scale coastal fisheries in the Western Region of Ghana. *Marine Policy*, 121(1): 104162
- Rhicard, W.J., D.C. Simmons. 1971. Distribution of tuna larvae (Pisces, Scombridae) in the North eastern Gulf of Guinea and of Sierra Leone. *Fisheries Bulletin*, 69(3): 555-568.
- Rola, A.C., T.A. Narvaez, M. R. A. Naguit, D.D. Elazegui, B.B.C. Brillo, M.M. Paunlaguia, H.C. Jalotjot, C.P. Cervantes. 2018. Impact of the closed fishing season policy for sardines in Zamboanga Peninsula, Philippines. *Marine Policy*, 87(1): 40-50.
- Susanto, A. 2015. Mapping of light fishing ground using viirs day-night band data in Pandeglang water Banten Province. *Depik Jurnal Ilmu-Ilmu Perairan, Pesisir dan Perikanan*, 4(2): 69-78.
- Syahrir, M. 2011. Management of pelagic fishing in the Waters of Teluk Apar, Paser Regency, East Kalimantan Province. [Tesis]. IPB University.
- Widodo, J.W. 1986. Dynamics pool models and management of fisheries. *Oseana*, 11(2): 36-47.
- Widodo, J.W., Suwarso. 2005. Tomini Bay: ecology, resource potential, fishery profile and biology of several economically important fish species. Research Institute for Marine Fisheries, Fisheries and Marine Research Agency. 114 p.
- Yıldız, T., A. Ulman, N. Demirel. 2020. A comparison of market landings during fish spawning seasons to better understand the effectiveness of the temporal fishery closure in Turkey. *Ocean and Coastal Management*, 198(1): 105353.
- Zainuddin, M., M. Ridwan. 2017. The formation of pelagic fishing gear is based on the distribution of potential fishing zones in West Sulawesi waters. *Jurnal IPTEKS*, 3(5): 32-38.
- Zedta, R.R., P.A.R.P. Tampubolon, D. Novianto. 2017. Population Parameters Estimation of Skipjack Tuna (*Katsuwonus Pelamis*, Linnaeus, 1758) In Indian Ocean. *Bawal*, 9(3): 163-173.

How to cite this paper:

M.A. Chaliluddin, R. Alfita, T. Rizwan, R. Rizqi, R. Rahayu, S.A.E. Rahimi, I. Rusydi. 2021. Fishing season of large pelagic fish in Idi Rayeuk waters, East Aceh, Indonesia. *Depik Jurnal Ilmu-Ilmu Perairan, Pesisir dan Perikanan*, 10(2): 167-173.