
Predicting English Language Learners' Proficiency Level Using EnglishScore Android Application

Oey Anton¹, Yodi^{2*}

¹Teknik Informatika, Universitas Universal

²Sistem Informasi, Universitas Universal

* Corresponding author E-mail: yodilabs@gmail.com

Article Info

Article history:

Received 09-12-2021

Revised 15-12-2021

Accepted 16-12-2021

Keyword:

Android, CEFR,
Categorization, Teaching.

ABSTRACT

Teaching and learning the English language need to focus on the learners; therefore, as teachers, giving the range of materials and creating the study programs must be based on learners' ability to receive the learning progress in accordance. So, by revealing learners' abilities, teachers can organize their syllabus, material levels, quizzes, and other programs properly. In this paper, we use the EnglishScore android application to assess the learners' abilities based on CEFR scales to know their English proficiency level from their homes. The limitation of this research is about predicting the English language learners' proficiency levels, especially in reading and listening. There are five categories of CEFR level scales that the learners of Universitas Universal academic year 2021-2022 provided: C1, B2, B1, A2, A1- using EnglishScore android application for assessment. Most learners acquire A2 level and B1 level with 40 and 28 percentages for overall skills. A2 and B1 with 40 and 28 percentages for grammar achievement, while B1, B2, and A2 for vocabulary achievement with 33, 27, and 26 percentages. A2 and B1 levels for reading and listening skills, with 42 and 23 percentages for reading skills and 39 and 22 for listening practice.

Copyright © 2021 Journal of Digital Ecosystem for Natural Sustainability.
All rights reserved.

I. INTRODUCTION

The process in a classroom is about the interaction between teachers with learners and learners with other learners [1] [2]. Learners need systemic components to run a learning process. One of these systemic components is to reveal English language learners (ELLs) proficiency level in categorizing their group for each classroom's learning process, and thus the teachers will know how heterogenous their classes are [3]. This categorization will help the teacher manage the learners and the learning-teaching process to achieve their learning goals. By knowing the learners' abilities in a classroom, the teacher will monitor the learners' improvement, and goal achievement set better. Teachers also know the limitation of the learners and what language program development, syllabus, teaching method, and provided testing. This homogenous class also allows them to extend the teaching material range.

The categorizations use the Common European Framework of References for Languages (CEFR) levels. CEFR assists as the guide used to describe the achievements of foreign language learners across Europe [4]. The Council conceived the CEFR of Europe as a significant part of the project "Language Learning for European Citizens" between 1989 and 1996, whose main objective was to provide an assessment and teaching method applicable to all languages spoken in Europe. In November 2001, the European Union Council Resolution used the CEFR to establish a language proficiency validation system. CEFR organizes language proficiency in six levels, A1 to C2 [4]. It can regroup for basic users, independent users, and proficiency users. Teachers can use these six category abilities in managing their heterogeneous classroom. They can give more pay attention to the basic users and give more challenges to the proficiency user while they give support for independent users to improve themselves so the learners can increase the ability to be proficient ones [5].

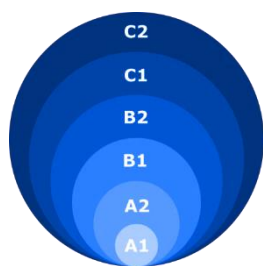


Figure 1. Six levels of Common European Frameworks of References for Languages (CEFR)

English language learners' ability can be assessed by using several tests online and paper basis. Nowadays, online-based tests have been widely used by improving technology and the internet [1]. They can be provided by using an android application and website for EnglishScore. This online test can help learners to assess themselves from their homes.

For prediction of training, learners can use EnglishScore to know how far their abilities are. EnglishScore is an English British council. It is conducted by a friendly English android application by which the learners must go through a forty-minute test [1]. It will predict an English level prior to IELTS or TOEFL exam. Learners do not need to go to the test centre to know their level. It is a globally accepted English certificate that the learners can use for educational purposes or as a curriculum vitae attachment. The test use camera to capture photos at random intervals during the test. The photos will be put as a professional certificate to show the learners are alone and unassisted throughout the test. EnglishScore application is an assessment for language skills, and it is a free English test based on the android application, and its scale is correlated to the Common European Framework of References for Languages (CEFR). It will help learners to understand their level using the CEFR band. It will give the information where the learners sit with each band.

Each question in the EnglishScore test is used to design for specific skill and CEFR levels [6]. It assesses the core competencies of English, namely grammar, vocabulary, reading, and listening. These skills also assess language elements such as prepositions, tenses, meaning, and modality.

EnglishScore has adopted an adaptive technology to determine a learners' English level and It is split into three parts designed to test a specific skill. The first part determines the learners' level and will influence each question later. The more questions are correct, the more challenging the test becomes, and the higher the learner's score.

This automated scoring system ensures the results are automatically available, allowing the learners to quickly and accurately understand their level. It aligns with the Common European Framework of References for Languages (CEFR), and it is an indicator of the performance on other international English tests such as IELTS [6]. The comparison of EnglishScore with other International English test is shown on table 1.

Table 1. Comparison of EnglishScore with Other International English Test

CEFR	English Score	TOEIC	TEOFL ITP	IELTS
C2	-	-	-	8.5-9
C1	500-599	945-990	627-677	7-8
B2	400-499	785-944	543-626	6
B1	300-399	550-784	460-542	4-5.5
A2	200-299	225-549	337-459	-
A1	100-199	120-224	-	-
A1-	0-99	0-119	-	-

Each level of EnglishScore has a description that shows the learners' level, starting from A1 to C2. A1 learners refer to basic users of the language. The learners can interact in everyday situations with regular use and simplistic vocabulary. The learners can ask for personal details, such as where they live and what they know. They can interact in a simple way provided with other people, talk slowly and clearly, and is prepared to cooperate [4].

A2 learners resemble the basic users of the language. They can understand sentences and friendly used expressions correlated to the areas of experience most rapidly relevant to them, for example, basic personal and family information, shopping, places of interest, and employment. They communicate in simplistic everyday tasks requiring an uncomplicated and direct exchange of information on ordinary and usual matters. They can describe aspects of their past, environment, and matters related to their immediate needs in simple terms[7].

B1 learners refer to independent users of the language, namely those who have the requisite fluency to interact without effort with native speakers. They can understand the main point of the clear text in standard language if they are about issues with which they are familiar, whether in work, study or leisure contexts. They cope with most situations that might stand on a trip to areas where the language is used and produce simple, coherent texts about topics they are familiar with or have a personal concern. They can also describe experiences, events, wishes and aspirations, and briefly justify opinions or explain plans [8].

B2 learners also refer to independent users of the language. They understand the main concepts of complex text on both concrete and abstract topics, including technical talks in their field of specialization. They associate with a degree of fluency and tendency that obtain regular interaction with native speakers possible without strain for either party. They can also produce clear, detailed text on a wide range of subjects and explain a viewpoint on a topical matter giving the advantages and disadvantages of multiple options [9].

C1 learners refer to proficient users of the language, namely those able to perform intricate tasks associated with work and study. They can understand a large-scale range of more demanding, longer texts and acknowledge implicit meaning in them. They can express themselves fluently and spontaneously without much obvious searching for the proper

expression. They can also use language flexibly and effectively for social, academic and professional purposes. They can provide a clear, well-structured, comprehensive text on complex subjects, showing accurate organisational patterns, connectors and cohesive materials [10].

C2 learners also refer to proficient users of the language, and They can understand substantially everything they hear or read with dexterity. They can summarise information and arguments from different spoken and written sources and present them coherently and concisely. They can also express themselves spontaneously, fluently and precisely, differentiating more delicate shades of meaning even in more complex situations [11].

II. METHOD

This research approach is naturalistic descriptive with categorization. In this research, subjects were given a dummy sample of EnglishScore before they took the actual test using the android application. The research setting is all learners of Universitas Universal academic year 2021, located in Batam, Indonesia. The learners who participated in this research were 155 population and the data was taken from July to September 2021, and the data was taken in English 1 subject. There were five classes here with large numbers of learners in each class.

The instrument used in this research is EnglishScore mobile application. It can be run under android and IOS. After taking the test, the learners gave screenshots from their mobile devices.

III. RESULTS AND DISCUSSION

The results show CEFR learners' level categorizations based on overall skills, grammar, vocabulary, reading, and listening. From 155 learners, the greater part learners' level is A2 level of English proficiency level, which are 68 learners from 155 learners or 44% of all. That indicates that most learners correspond to basic English language users who can communicate daily and express with simple vocabularies.

The next learners' level is the B1 level which is 43 learners and contributes 28% for the B1 level. These learners are independent English language users, and they can interact with the native speaker without high effort and learn the language by themselves to enrich their language proficiency.

Twenty-five learners achieve the B2 level, contributing to 16% of all learners in the academic year 2021-2022. They are independent learners. These learners can fluently communicate with native speakers and express more complex sentences.

There are 9% of learners who are below all CEFR levels. That means they are assumed as foreigners who start learning the English language. These learners usually become silent learners, and they choose to keep silent rather than ask questions for the difficulty they get

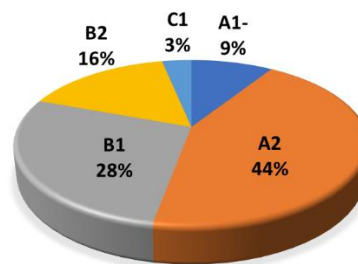


Figure 2. Learners' Overall English levels of Common European Frameworks of References for Languages (CEFR)

There are 3% for C1 learners' level of English proficiency or Five learners acquire proficiency level of English language. Fewer learners will communicate and express themselves in large-scale English language skills. More challenging learning projects can be provided for these level learners, such as debate championships.

Table 2. English Language Learners' Proficiency Level for Overall Skills

CEFR	Number of Learners
C1	5
B2	25
B1	43
A2	68
A1-	14

From table 2 above, Learners take more part as basic users. They need teachers' guidance in their English learning while independent and proficient users can accelerate the university English language level without much effort. [12]The teachers should explore more and give more attention to A2 and A1-learners. The teachers can set a syllabus in range A2 to B1 while helping several learners in A1-.

A1- learners were identified as interested in English subjects while at school. They are mainly from the cities which are less in getting in touch with English language atmosphere. They joined Universitas Universal, not for English but other subjects in concern.

From the overall English skills of this research, they can be detailed into several skills namely grammar, vocabulary, reading, and listening.

Picture 3 below shows the learners' grammar skill level in the EnglishScore assessment. There are 40% of learners who get A2 level and B1 level in 28%. These two levels take more than half a part of other levels. That means the range of English grammar material should be in levels A2 and B1 more than other levels. The material can be put a fewer range of B2 level and least of C1 level while B2 takes for 19% and C1 is just 3% learners. [12]The teacher should pay attention to a small part of A1- and A1 levels; meanwhile, those two levels contribute to 2% and 8% learners.

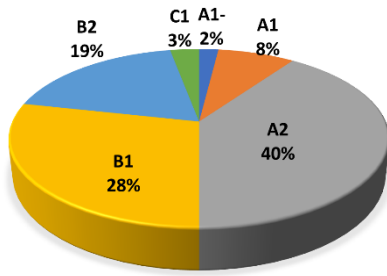


Figure 3. Learners' English Grammar levels of Common European Frameworks of References for Languages (CEFR)

Learners' vocabulary is mostly in B1 level, followed by B2 level and A2 in 27% and 26% shown in picture 4. Learners have the better capability in vocabulary that they have learned and are capable of using more ranges of English vocabulary in their daily and complex sentences in their communication. There are 8% of learners who achieve an A1 level of English vocabulary. Both of 3% of learners get C1 and A1- vocabulary levels.

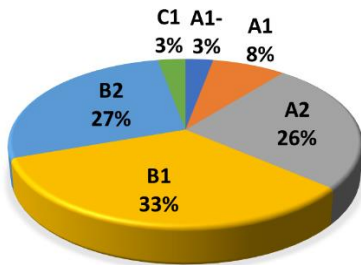


Figure 4. Learners' English Vocabulary levels of Common European Frameworks of References for Languages (CEFR)

The English reading level is mainly in A2 with 42% of all learners. Almost half of the learners have an elementary reading level in English. Reading speed can be a factor of their matter to this assessment. Engaging learners to read more will improve their reading skills while their vocabulary skills are independent. The B1 level learners take 23%, while B2 and A1 levels take 11% from all learners. The minor parts are C1 and A1- which take 5% and 8% learners.

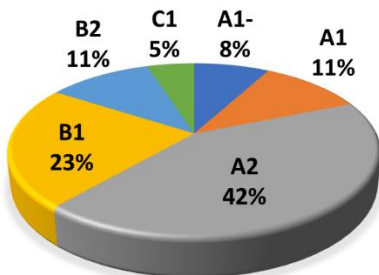


Figure 5. Learners' English Reading levels of Common European Frameworks of References for Languages (CEFR)

Learners who achieve A2 are 39% for their English listening level and 22% for B1 level. Some of them can interact prepared listening communication with daily and

simple sentences or expressions. They can be challenged with slightly complex materials because some achieve the B1 level. The third part is B2 English listening level with 19% learners, and the last fewer learners who achieve C1, A1, and A1- levels are 3%, 8%, and 2%.

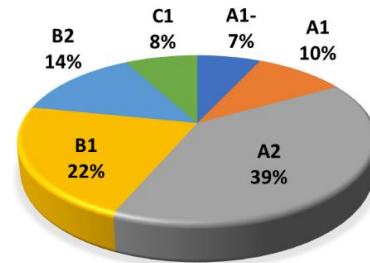


Figure 6. Learners' English Listening levels of Common European Frameworks of References for Languages (CEFR)

IV. CONCLUSION

This research concludes that there are five categories of CEFR level scales that the learners of Universitas Universal academic year 2021-2022 provided: C1, B2, B1, A2, A1- using EnglishScore android application for assessment. Most learners acquire A2 level and B1 level with forty-four and twenty-eight percentages for overall skills, so the learners are progressing from basic users to independent users.

Most learners get A2 and B1 with forty and twenty-eight percentages for grammar achievement. Most learners receive B1, B2, and A2 for vocabulary achievement with thirty-three, twenty-seven, and twenty-six percentages.

Most learners get A2 and B1 levels for reading and listening skills, with forty-two and twenty-three percentages for reading skills and thirty-nine and twenty-two for listening practice. From these results, the learners are less in reading and listening practice for their learning process.

The subsequent research suggests providing complete primary skills, namely reading, listening, speaking and writing, and also action research, to improve the current level to higher ones.

APPRECIATION MESSAGES

A great appreciation is given to Universitas Universal and all parties who succeed in this publication and the excellent opportunity to write and revise this research. Hopefully, this research will be helpful for everyone who devotes themselves to partially or whole life.

Thanks for the Journal of Digital Ecosystem for Natural Sustainability (JoDENS) which gives a big chance to publish. Hopefully, this publisher will be developed in the future.

REFERENCES

[1] K. Said, A. Kurniawan, and O. Anton, "Development of Media-Based Learning Using Android Mobile Learning," *Journal of Theoretical and Applied Information Technology*, vol. 15, no. 3, 2018, [Online]. Available: www.jatit.org

- [2] Yodi and Y. A. Cita, *Panduan Penggunaan LMS Moodle 3.10 Untuk Dosen*, 1st ed. Bandung: CV. Media Sains Indonesia, 2021.
- [3] J. Pendidikan Bahasa, dan Seni, K. Maha Vihara Duta Maitreya, S. Panas, and O. Anton, "Students' Responses to English Learning at SMP Maitreyawira Batam," no. 1, 2018, doi: 10.24036/komposisi.v1.
- [4] Association of Language Testers in Europe., *Multilingualism and assessment: achieving transparency, assuring quality, sustaining diversity: proceedings of the ALTE Berlin conference, May 2005*. Cambridge University Press, 2008.
- [5] S. A. Crossley, T. Salsbury, and D. S. McNamara, "Predicting the proficiency level of language learners using lexical indices," *Language Testing*, vol. 29, no. 2, pp. 243–263, Apr. 2012, doi: 10.1177/0265532211419331.
- [6] British Council, "EnglishScore," 2021. [Online]. Available: www.englishscore.com
- [7] P. L. Peterson and M. Hallinan, "The Social Context of Instruction."
- [8] P. Peningkatan, K. / Pembinaan, H. Suryani, and M. Pd, "Kemampuan Bahasa Inggris Siswa Sekolah Menengah Atas Berdasarkan CEFR (Common European of Reference for Languages) di Kota Jambi," 2018.
- [9] S. K. Southerland, "Influence of Academic Leveling with High School English Classes on Student Perceptions of Achievement and Self-Efficacy," 2017.
- [10] E. Testing Service, "Guidelines for the Assessment of English Language Learners," 2009.
- [11] N. Jones and N. Saville, "European language policy: Assessment, learning, and the CEFR," *Annual Review of Applied Linguistics*, vol. 29, pp. 51–63, Mar. 2009. doi: 10.1017/S0267190509090059.
- [12] N. Ashiquin, C. Alih, M. Alauyah, M. Yusoff, A. Halim, and A. Raof, "Teachers' Knowledge and Belief on the CEFR Implementation in Malaysian ESL Classroom," *International Journal of Multidisciplinary and Current Educational Research*, vol. 2, no. 5, pp. 126–134, 2020, [Online]. Available: www.ijmcer.com