

Sliding mode control technique of step down converter using reaching law

Sridhara Somaguddu Ningappa¹, Siddesh Kondapur Basavarajan¹, Sudharashan Mungasavalli Katappa¹, Sandeep Velur Ramareddy¹, Lavakumar Tavane Basavarajappa¹, Tole Sutikno²

¹Department of Electronics and Communication Engineering, SJM Institute of Technology, Visvesvaraya Technological University, Belagavi, Karnataka, India

²Department of Electrical Engineering, Faculty of Industrial Technology, Universitas Ahmad Dahlan, Yogyakarta, Indonesia

Article Info

Article history:

Received Mar 11, 2022

Revised Jan 22, 2022

Accepted Feb 17, 2023

Keywords:

Chattering

Reaching law

Robust reaching law

Sliding mode control

ABSTRACT

The robust reaching law based sliding mode control is used for chattering suppression, minimization of steady state error and reaching speed kept minimized. With fine tuning of parameters of robust reaching law, the sliding mode reaches the equilibrium point at the earliest. The stability of the proposed reaching law is analyzed. In one hand, they guarantee the system reach the sliding face rapidly and stay on it, in another way they decline the chattering effectively, even unmatched certainties and disturbances. Such that the system response can better realize the unification of rapidity. A proposed reaching law is analyzed mathematically and applied to SMC DC-DC buck converter to lessen the chattering, because switching devices are existing in the model, it reduces effectively in the switching losses in the switching devices of the dc-dc converter. In turn effectiveness of the efficiency increases. MATLAB/Simulink results give significant decline of chattering and switching losses in the buck converter.

This is an open access article under the [CC BY-SA](https://creativecommons.org/licenses/by-sa/4.0/) license.



Corresponding Author:

Siddesh Kondapur Basavarajan

Department of Electronics and Communication Engineering, SJM Institute of Technology

Visvesvaraya Technological University

Belagavi 577501, India

Email: kondapur.b@gmail.com

1. INTRODUCTION

Sliding mode control (SMC) is a nonlinear control system design technique that is robust to parameter variations and matched uncertainties [1]–[8]. It evolved from variable structure control (VSC) and is established in the field of nonlinear control [1], [2], [9]–[13]. In [14]–[16] provide more information on sliding mode control. A reaching law in the SMC takes the system states into the sliding surface at a fixed time interval. Once the condition of the system reaches the sliding line, the switching control causes chattering. The regularity of the chattering is infinite, and its amplitude is decreasing. However, in realistic systems, due to the dynamics of the electronics sensors and actuators. The chattering frequency is finite and also has some amplitude [17]. In mechanical systems, this can result in high losses, making such systems unusable; in high-speed electronics, it can result in enormous variations in the fixed state presentation, resulting in unacceptable systems. A number of methods have been proposed in various research works for explaining the chattering effect.

Young *et al.* [18] proposed VSC along with non sliding methods were used for eliminate the high frequencies by achieving the elimination of chattering. Camacho *et al.* [19] introduced tuned sigmoid functions were implemented to weaken the chattering. Gao and Hung [20], power rate reaching law was implemented for the alleviation of chattering. Higher order sliding mode wakened the chattering [21], [22]

and smooth sliding mode [23]–[25] suppressed the chattering. However, it was not considered robust against the parameter variations and matched uncertainties, which increased the complexity of the smooth sliding mode control.

The different reaching law structures explained that chattering alleviation and convergence speed, minimization of steady state errors, robustness explained [26], [27]. However, the further application of SMC is limited because of the chattering phenomenon, which can excite high frequency dynamics. Thus, some approaches have been proposed to overcome this problem. Continuation control method can solve this problem effectively. Though this method could restrain the high-frequency chattering, it also destroys the sliding mode [28]. Another method of restraining chattering is higher order sliding mode control, which can eliminate the discontinuous term in control input [29]. In this reaching law technique which is used to chattering mitigation can obtain the control law easily [30], [31]. The problem identified that in the proposed work is chattering in SMC, due to chattering, more switching losses in the step-down converter and not obeying portion of the sliding mode. The sliding mode and switching losses are coincide with control techniques. Hence the reaching law plays key role for reduction of losses and bringing the states on to the phase of sliding mode.

2. METHOD: MATHEMATICAL ANALYSIS OF ROBUST REACHING LAW (RRL)

A new RL, called robust reaching law, is described in this section. The proposed RRL is described in vector format as (1).

$$\dot{s} = -\rho(s, \mu, \sigma) \text{sign}(s) \quad (1)$$

Where σ is a positive integer, $0 < \sigma < 1$; μ is a constant, $0 < \mu < 1$.

$$\rho(s, \mu, \sigma) = \left(1 - \mu e^{-\frac{\text{abs}(si)}{\sigma i}}\right) \quad (2)$$

$$\dot{si} \left(1 - \mu e^{-\frac{\text{abs}(si)}{\sigma i}}\right)^{-1} = -\text{sgn}(si(t)) \quad (3)$$

Integrating with respect to time, reaching time can be calculated as (4).

$$t_{reach} = -\int_0^{si(0)} \left(1 - \mu e^{-\frac{\text{abs}(si)}{\sigma i}}\right)^{-1} ds \quad (4)$$

When $si(t) > 0$, for negative values

$$t_{reach} = -\int_0^{-si(0)} \left(1 - \mu e^{-\frac{\text{abs}(si)}{\sigma i}}\right)^{-1} ds \quad (5)$$

When $si(t) < 0$, positive values

$$t_{reach} = -\int_0^{si(0)} \left(1 - \mu e^{-\frac{\text{abs}(si)}{\sigma i}}\right)^{-1} ds \quad (6)$$

When combined both (5) and (6) the reaching time,

$$t_{reach} = -\int_0^{\text{abs}(si(0))} \left(1 - \mu e^{-\frac{\text{abs}(si)}{\sigma i}}\right)^{-1} ds \quad (7)$$

As a final point, we get

$$t_{reach} = \frac{\sigma i}{ki} \ln \left| e^{\frac{\text{abs}(si(0))}{\sigma i}} - \frac{\mu i}{1} - \mu i \right| \quad (8)$$

The proposed reaching laws μ bring the system on to the sliding line, by decreasing the value of μ , causes a delay in approaching on to the sliding line, if μ value increases the speed of the system states on the trajectory path, wherever the initial conditions of states. σ makes the states to fast speed kept. If the value of σ reduces, the chattering effect can be minimized and the reaching time kept fast by appropriate selection of σ and μ values, and reduces the chattering at the origin of the sliding surface. The absolute values of the 's' bring the stability of the system on the switching surface [32], [33].

2.1. SMC with robust reaching law

Sliding mode control with robust reaching law is given by state variable equation. The state variable equation is given by (9):

$$\begin{aligned} X1 &= Vref - \beta Vo \\ X2 &= -\frac{\beta ic}{c} \\ X3 &= \int \end{aligned} \quad (9)$$

where X1 X2 and X3 are state variables [32]–[34].

2.2. The constant plus proportional rate reaching law or traditional reaching law

$$\dot{S} = -Qsgn(s) - Ks \quad (10)$$

$Q > 0$ and $K > 0$ are positive constants

$$s' = -\rho(s, \mu, \sigma)sign(s) = \dot{S} = \alpha1\dot{X}1 + \alpha2\dot{X}2 + \alpha3\dot{X}3 = 0 \quad (11)$$

Using (1) and (11), we get (using control law)

$$s' = U(X) = -\frac{\partial s}{\partial X} B \left[\frac{\partial s}{\partial X} A x + \rho(s, \mu, \sigma)sign(s) \right] \quad (12)$$

Where A and B are matrix coefficients of the step-down converter parameters. The (12) represents the control law.

$$\begin{aligned} -\rho(s, \mu, \sigma)sign(s) &= \alpha1\dot{X}1 + \alpha2\dot{X}2 + \alpha3\dot{X}3 = 0 \\ -\rho(s, \mu, \sigma)sign(s) &= \alpha1 \left(-\frac{\beta}{c} \right) ic + \alpha2 \frac{\beta ic}{RC^2} - \alpha2 \frac{UVin\beta}{LC} + \alpha2 \frac{\beta Vo}{LC} + \alpha3(Vref - \beta Vo) \\ Ueq &= \frac{LC}{\alpha2 Vin\beta} \left[\rho(s, \mu, \sigma)sign(s) - \frac{\alpha1 ic\beta}{c} + \alpha2 \frac{\beta ic}{RC^2} + \alpha2 \frac{\beta Vo}{LC} + \alpha3(Vref - \beta Vo) \right] \end{aligned} \quad (13)$$

The (1) and (12) gives the equivalent value of the input and it's implemented using Simulink.

2.3. Chattering

The chattering is tearness and weariness of the system, it reduces the efficiency of the step-down converter and also makes more noises and switching losses in the system. The effect of chattering in the step-down converter is that more deviated in the output voltage and loss of trajectory path. Figure 1 shows the chattering in SMC. Chattering phenomena is unwanted possessions of variable structure system. The main grounds of chattering a phenomenon are the existence of sign function in control inputs. The chattering has more oscillation at the origin, this causes a more heat losses in system, the sliding line should end with the origin of the system. The chattering is the main drawback of the sliding mode control systems [32], [33]. The trajectory is the path in which sliding line passed through it. If the sliding line curve is not passed through the switching surface, effects that more power losses in the system.

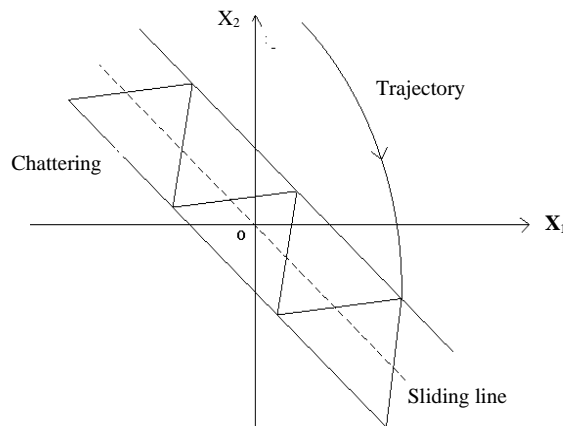


Figure 1. Chattering

3. RESULTS AND DISCUSSIONS

The Table 1 gives the specification of the reaching law and step-down converter. Figure 2 represents the output voltage of the traditional reaching law, it takes the long time to reach the desired output voltage, due to the effect of chattering. Figure 3 represents the chattering of robust reaching law; the Robust reaching law obeys close up to the rule of the sliding surface.

Figure 4 represents the output voltage of the Robust reaching law. The proposed robust reaching law brings the output voltage nearby the origin at minimum time. Figure 5 represents the chattering at the origin of a robust reaching law. Overall performance of the step-down converter is improved. The proposed reaching law is reaches to early than the traditional etching law. From Table 2 represents the settling time, amplitude and reaching time and switching losses of the Robust reaching law and traditional reaching law. A proposed robust reaching law gives more dynamic in reaching time, losses and mitigates the chattering effectively than the traditional reaching law.

Table 1. Specifications of step-down converter and proposed reaching law

Sl. No.	Parameter	Symbol	Value	Sl. No.	Parameter	Symbol	Value
1	Input voltage	V_i	24 volts	11	Feedback factor	β	0.99
2	Capacitance	C	220 μ F	12	sliding coefficients,	α_1	3
3	Inductance	L	69 μ H			α_2	25
4	Switching frequency	f_s	200 KHz			α_3	2000
5	Minimum load resistance	$R_L(\min)$	6 Ohm	13	Duty cycle	α	0.5
6	Maximum load resistance	$R_L(\max)$	10 Ohm	14	Efficiency of the Converter	η	0.91
7	Desired output voltage	V_{od}	12V	15	Input Power	P_i	14.2 W
8	Reference voltage	V_{ref}	12V	16	Output Power	P_o	12.9 W
9	m_1 and m_2 (parameters)		2 and 3				
10	k_1 and k_2 (parameters)		1 and 0.5				

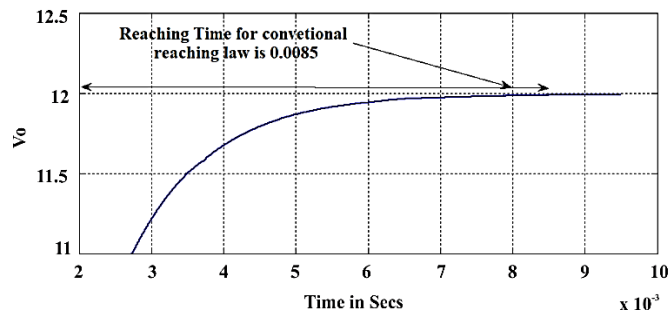


Figure 2. Output voltage of traditional reaching law

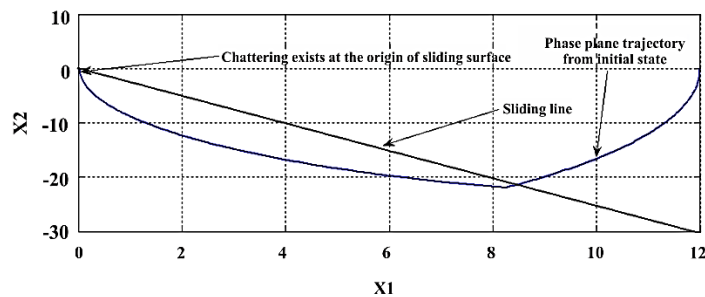


Figure 3. Chattering of robust reaching law

Table 2. Comparison of reaching law with traditional reaching law

Parameters	Proposed robust reaching law	Constant plus proportional rate reaching law
Settling time	0.2 msecs	0.7 msecs
Chattering Amplitude	On x-axis	On x-axis
	0 to 0.03	2.5 to 0
Reaching time T_o steady state	On y-axis	On y-axis
	-0.08 to 0.085	-0.25 to 0.25
Switching losses	0.00025 secs	0.0085 secs
	0.982 W	0.45 W

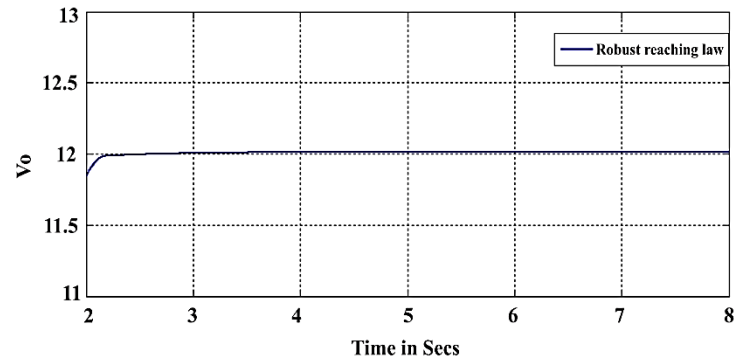


Figure 4. Output voltage of robust reaching law

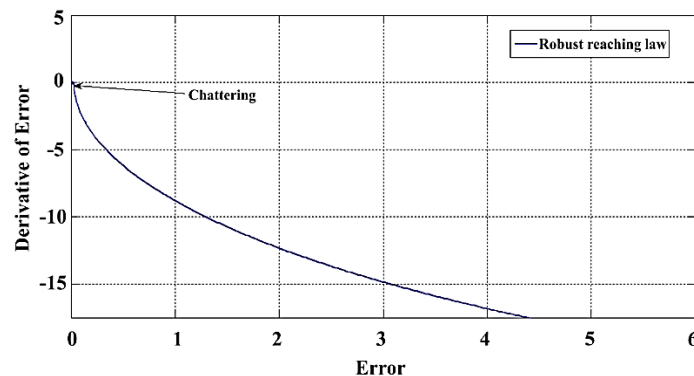


Figure 5. Chattering of robust reaching law

4. CONCLUSION

In this paper we discussed the robust reaching law with conventional reaching law about the chattering mitigation and newly designed robust reaching law effectively reduces the chattering and system remains on sliding surfaces. Both reaching laws are applied to DC-DC step down converter. The dynamic performance of the system can be effectively improved by changing the value of the reaching law parameters. Switching losses can be minimized in the step-down converter. The simulation results show that the proposed robust reaching law exhibits superior static and dynamic properties than the constant plus proportional rate reaching law with respect to losses and reaching time.





REFERENCES

- [1] D. Meradi, Z. A. Benselama, and R. Hedjar, "A predictive sliding mode control for quadrotor's tracking trajectory subject to wind gusts and uncertainties," *International Journal of Electrical and Computer Engineering*, vol. 12, no. 5. pp. 4861–4875, 2022, doi: 10.11591/ijece.v12i5.pp4861-4875.
- [2] K. O. Omali, M. N. Kabbaj, and M. Benbrahim, "Fault-tolerant control with high-order sliding mode for manipulator robot," *International Journal of Power Electronics and Drive Systems*, vol. 13, no. 3. pp. 1854–1869, 2022, doi: 10.11591/ijpeds.v13.i3.pp1854-1869.
- [3] M. Al-Nasrawi, A. Al-Ghanimi, and A. A. A. Mashkor, "A tracking control design for linear motor using robust sliding mode learning control," *International Journal of Power Electronics and Drive Systems*, vol. 13, no. 2. pp. 960–968, 2022, doi: 10.11591/ijpeds.v13.i2.pp960-968.
- [4] V. Karthikeyan, A. K. Tiwari, A. Vedi, and B. Devaraju, "Input-output linearization of DC-DC converter with discrete sliding mode fuzzy control strategy," *International Journal of Electrical and Computer Engineering*, vol. 12, no. 2. pp. 1223–1232, 2022, doi: 10.11591/ijece.v12i2.pp1223-1232.
- [5] S. J. Gambhire, D. R. Kishore, P. S. Londhe, and S. N. Pawar, "Robust trajectory tracking with non-singular terminal sliding mode control of a mobile manipulator," *Bulletin of Electrical Engineering and Informatics*, vol. 11, no. 1. pp. 134–142, 2022, doi: 10.11591/eei.v11i1.3457.
- [6] M. H. N. Razali, J. M. Lazi, Z. Ibrahim, M. H. N. Talib, and F. A. Patakor, "Sliding mode control with observer for permanent magnet synchronous machine drives," *Indonesian Journal of Electrical Engineering and Computer Science*, vol. 25, no. 1. pp. 89–97, 2022, doi: 10.11591/ijeecs.v25.i1.pp89-97.
- [7] I. Chinaeke-Ogbuka *et al.*, "A robust high-speed sliding mode control of permanent magnet synchronous motor based on simplified hysteresis current comparison," *International Journal of Power Electronics and Drive Systems*, vol. 12, no. 1. pp. 1–9, 2021, doi: 10.11591/ijpeds.v12.i1.pp1-9.





- [8] P. T. Thanh, T. X. Tinh, D. P. Nam, D. S. Luat, and N. H. Quang, "On finite-time output feedback sliding mode control of an elastic multi-motor system," *International Journal of Power Electronics and Drive Systems*, vol. 12, no. 1. pp. 10–19, 2021, doi: 10.11591/ijpeds.v12.i1.pp10-19.
- [9] T. Someswari, A. K. Tiwari, and R. Nagraj, "Dynamic cruise control system for effective navigation system," *International Journal of Electrical and Computer Engineering*, vol. 10, no. 5. pp. 4645–4654, 2020, doi: 10.11591/ijece.v10i5.pp4645-4654.
- [10] M. Belkacem, K. Z. Meguenni, and I. K. Bousserhane, "Comparative study between backstepping and backstepping sliding mode controller for suspension of vehicle with a magneto-rheological damper," *International Journal of Power Electronics and Drive Systems*, vol. 13, no. 2. pp. 689–704, 2022, doi: 10.11591/ijpeds.v13.i2.pp689-704.
- [11] T. D. Chuyen *et al.*, "Improving control quality of PMSM drive systems based on adaptive fuzzy sliding control method," *International Journal of Power Electronics and Drive Systems*, vol. 13, no. 2. pp. 835–845, 2022, doi: 10.11591/ijpeds.v13.i2.pp835-845.
- [12] S. E. Halledj and A. Bouafassa, "Anti-disturbance GITSMC with quick reaching law for speed control of PMSM drive," *Bulletin of Electrical Engineering and Informatics*, vol. 11, no. 6. pp. 3228–3238, 2022, doi: 10.11591/eei.v11i6.4222.
- [13] L. T. Thang, T. Van Son, T. D. Khoa, and N. X. Chiem, "Synthesis of sliding mode control for flexible-joint manipulators based on serial invariant manifolds," *Bulletin of Electrical Engineering and Informatics*, vol. 12, no. 1. pp. 98–108, 2023, doi: 10.11591/eei.v12i1.4363.
- [14] V. I. Utkin, *Sliding Modes in Control and Optimization*, 1st ed. Berlin: Springer Berlin Heidelberg, 1992.
- [15] J. Y. Hung, W. Gao, and J. C. Hung, "Variable structure control: A survey," *IEEE transactions on industrial electronics*, vol. 40, no. 1, pp. 2–22, 1993.
- [16] V. I. Utkin, G. Jurgen, and J. Shi, *Sliding Mode Control in Electromechanical Systems*, 1st ed. Oxford: Taylor & Francis, 1999.
- [17] C. Edwards and S. Spurgeon, *Sliding mode control: theory and applications*. London: Tylor & Frace, 1998.
- [18] K. D. Young, V. I. Utkin, and U. Ozguner, "A control engineer's guide to sliding mode control," *IEEE Transactions on Control Systems Technology*, vol. 7, no. 3, pp. 328–342, 1999, doi: 10.1109/87.761053.
- [19] O. Camacho, R. Rojas, and W. García, "Variable structure control applied to chemical processes with inverse response," *ISA transactions*, vol. 38, no. 1, pp. 55–72, 1999.
- [20] W. Gao and J. C. Hung, "Variable structure control of nonlinear systems: A new approach," *IEEE transactions on Industrial Electronics*, vol. 40, no. 1, pp. 45–55, 1993.
- [21] T. Floquet, J.-P. Barbot, and W. Perruquetti, "Higher-order sliding mode stabilization for a class of nonholonomic perturbed systems," *Automatica*, vol. 39, no. 6, pp. 1077–1083, 2003.
- [22] A. Levant, "Higher order sliding modes and arbitrary-order exact robust differentiation," in *2001 European Control Conference (ECC)*, 2001, pp. 996–1001.
- [23] Y. B. Shtessel, I. A. Shkolnikov, and M. D. J. Brown, "An asymptotic second-order smooth sliding mode control," *Asian journal of control*, vol. 5, no. 4, pp. 498–504, 2003.
- [24] S.-C. Tan, Y. M. Lai, and K. T. Chi, "An evaluation of the practicality of sliding mode controllers in DC-DC converters and their general design issues," in *2006 37th IEEE Power Electronics Specialists Conference*, 2006, pp. 1–7.
- [25] Y.-X. Zhao, T. Wu, and Y. Ma, "A double power reaching law of sliding mode control based on neural network," *Mathematical Problems in Engineering*, vol. 2013, 2013.
- [26] H. Ye, M. Li, and W. Luo, "A novel reaching law of sliding mode control design and analysis," in *2017 Chinese Automation Congress (CAC)*, 2017, pp. 1803–1807.
- [27] K. B. Devika and S. Thomas, "Improved sliding mode controller performance through power rate exponential reaching law," in *2017 Second International Conference on Electrical, Computer and Communication Technologies (ICECCT)*, 2017, pp. 1–7.
- [28] B. Li and K. Su, "Contour control for direct drive XY table based on a new exponential reaching law," in *2017 Chinese Automation Congress (CAC)*, 2017, pp. 1816–1821.
- [29] S. Su, H. Wang, H. Zhang, Y. Liang, and W. Xiong, "Reducing chattering using adaptive exponential reaching law," in *2010 Sixth International Conference on Natural Computation*, 2010, vol. 6, pp. 3213–3216.
- [30] C. J. Fallaha, M. Saad, H. Y. Kanaan, and K. Al-Haddad, "Sliding-mode robot control with exponential reaching law," *IEEE Transactions on industrial electronics*, vol. 58, no. 2, pp. 600–610, 2010.
- [31] J. A. Burton and A. S. I. Zinober, "Continuous approximation of variable structure control," *International journal of systems science*, vol. 17, no. 6, pp. 875–885, 1986.
- [32] L. Tao, Q. Chen, Y. Nan, and C. Wu, "Double hyperbolic reaching law with chattering-free and fast convergence," *IEEE Access*, vol. 6, pp. 27717–27725, 2018.
- [33] Y. Wang, Y. Feng, X. Zhang, and J. Liang, "A new reaching law for antidisturbance sliding-mode control of PMSM speed regulation system," *IEEE Transactions on Power Electronics*, vol. 35, no. 4, pp. 4117–4126, 2019.
- [34] K. B. Siddesh and B. Basavaraj, "Chattering Analysis in Sliding Mode Controlled DC-DC Buck Converter Using New Novel Reaching Law Method," *i-Manager's Journal on Electrical Engineering*, vol. 10, no. 4, p. 22, 2017.

BIOGRAPHIES OF AUTHORS







Sridhara Somaguddu Ningappa     is Professor in the Department of Electronics and Communication Engineering at SJMIT, Chitradurga, India. In 1998 and 2007, He graduated with a Bachelor of Engineering in Electronics and Communication Engineering from Kuvempu University Karnataka and post-graduation in Software Engineering from Mysuru University. He is guided more than 15 plus students in UG on microcontroller. His research interests are microcontroller computer communications and image processing, industrial applications, industrial electronics, industrial informatics, power electronics, FPGA applications, embedded systems, artificial intelligence, intelligent control, FACTS He can be contacted at email: sridharsn@sjmit.ac.in or shreedharcta@gmail.com.







Siddesh Kondapur Basavarajan     is Professor in the Department of Electronics and Communication Engineering at SJMIT, Chitradurga, India. In 1998, 2002 and 2021 He graduated with a Bachelor of Engineering from Kuvempu University, Karnataka and post-graduation from Visvesvaraya Technological University (VTU) Karnataka India. He completed Ph.D in power electronics and controls . He is guiding 02 research scholar in VT universities. He has guided more than 30plus UG students on power electronics and control systems. His area of interest includes Power Electronics, FPGA applications, embedded systems, artificial intelligence, intelligent control, Image processing, Digital signal processing, and application of DSP to power electronics. He can be contacted at email: kondapur.b@gmail.com.



Sudharashan Mungasavalli Katappa     is Professor in Department of Electronics and Communication Engineering at SJMIT, Chitradurga, India. In 2005 and 2009, he graduated with a Bachelor of Engineering in Electronics and Communication Engineering from Visvesvaraya Technological University (VTU), Karnataka and post-graduation in Digital Electronics VT university. He is guided more than 10 plus students in UG on embedded systems. His research interests are microcontroller computer communications, satellite communication, radio signal engineering and image processing, FPGA applications, embedded systems, artificial intelligence, intelligent control, industrial applications, industrial electronics, industrial informatics, power electronics He can be contacted at email: sudharshanmk@sjmit.ac.in or sudharshan.mk11@gmail.com.







Sandeep Velur Ramareddy     is Professor in the Department of Electronics and Communication Engineering at SJMIT, Chitradurga, India. In 2009 and 2011, He graduated with a Bachelor of Engineering in Electronics and Communication Engineering from Visvesvaraya Technological University (VTU), Karnataka and post-graduation in VLSI VT university. He is guided more than 10 plus students in UG on network and cyber security. His research interests are microcontroller computer communications networking, Digital signal processing and image processing, FPGA applications, embedded systems, artificial intelligence, intelligent control, industrial applications, industrial electronics, industrial informatics, power electronics. He can be contacted at email: velursandeep@sjmit.ac.in or velursandeep@gmail.com.



Lavakumar Tavane Basavarajappa     is Professor in the Department of Electronics and Communication Engineering at SJMIT, Chitradurga, India. In 2007, 2009, he graduated with a Bachelor of Engineering in Electronics and Communication Engineering from Visvesvaraya Technological University (VTU), Karnataka and post-graduation in Digital Electronics and Communication Engineering VT university. He is guided more than 10plus students in UG on communication. His research interests are microcontroller, computer communications, Communication, industrial applications, FPGA applications, embedded systems, artificial intelligence, intelligent control, industrial informatics, power electronics and image processing. He can be contacted at email: tauoni40@hotmail.com or lavakumartb@sjmit.ac.in or lavakumar0406@gmail.com.



Tole Sutikno     is currently employed as a lecturer in the Electrical Engineering Department at Universitas Ahmad Dahlan (UAD), which is located in Yogyakarta, Indonesia. In 1999, 2004, and 2016, he graduated with a Bachelor of Engineering from Universitas Diponegoro, a Master of Engineering from Universitas Gadjah Mada, and a Doctor of Philosophy in Electrical Engineering from Universiti Teknologi Malaysia. All three degrees are in the field of electrical engineering. Since the year 2008, he has held the position of Associate Professor at the Universitas Ahmad Dahlan in Yogyakarta, Indonesia. He is among the top 2% of researchers named by Stanford University and Elsevier BV as the most influential scientists in the world for 2021–present. His research interests include the areas of digital design, industrial applications, industrial electronics, industrial informatics, power electronics, motor drives, renewable energy, FPGA applications, embedded systems, artificial intelligence, intelligent control, digital libraries, and information technology. You may contact him by sending an email to tole@te.uad.ac.id.