

Analysis and Design of Information Systems for Lecturer Performance Reports at Jambi Muhammadiyah University

Kevin Kurniawansyah¹, Noneng Marthiawati. H^{2*}, Anita Puspita Sari³

¹Dept. of Informatics, Universitas Muhammadiyah Jambi, Indonesia

^{2,3} Dept. of Information System, Universitas Muhammadiyah Jambi, Indonesia

¹kevin.kurniawansyah4h@gmail.com, ^{2*}marthiawati93@gmail.com, ³anitazhafiraarsy@gmail.com

Abstract.

In a tertiary institution, the existence of lecturers is needed to carry out the tridharma activities of higher education and it is the responsibility of the lecturers themselves. Higher Education Tridharma covers Education, Research and Service. There are several problems that researchers see related to the performance of lecturers, especially for the University of Muhammadiyah Jambi Higher Education. So far, the processing of lecturer performance data at the University of Muhammadiyah Jambi is carried out conventionally, namely inputting data into Microsoft Excel by the admin on duty and additional files that have been submitted by each lecturer are simply stored on the computer without a data center or centralized data storage. The purpose of this study is to analyze and design a lecturer performance report information system that is able to simplify business processes, use lecturer performance reports according to needs and process lecturer performance data which includes identity data, lecturer tridharma data, and other supporting data more effectively and efficiently by system prototyping method that produces a web-based lecturer performance report information system at the Muhammadiyah University of Jambi to overcome existing problems

Keywords: Analysis and Design; Information Systems; Lecturer Performance Report; Web-based

Received November 2022 / **Revised** November 2022 / **Accepted** December 2022

This work is licensed under a [Creative Commons Attribution 4.0 International License](https://creativecommons.org/licenses/by/4.0/).



INTRODUCTION

In a higher education institution, the presence of lecturers is needed to carry out the tridharma activities of higher education and it is the responsibility of the lecturers themselves [1]. Education is the first element of the Tridharma of Higher Education. Education has an important role in the learning process [2]. The second is research, which aims to develop existing knowledge and seek new things. So from research, it is hoped that lecturers will be able to develop science and technology so that they are able to carry out their role as agents of change in the midst of society [3]. The third tridharma is community service. Forms of service carried out by lecturers to the community, for example through empowering community organizations, counseling, assisting community activities, transferring knowledge / appropriate technology, and so on [4]. Apart from the Tridharma aspect, there are several lecturers who are given additional mandates in the form of positions in the tertiary environment [5][6]

For lecturers at private tertiary institutions, the three obligations contained in the tridharma must be reported to the institution and to the Higher Education Service Institute (LLDikti) every semester [7]. Lecturer performance reporting is routinely required by every higher education institution to find out what lecturers have done in each semester [8]. In addition, some lecturers still think that lecturer performance reports have no use value or are not important so that the study program heads are only limited to encouraging them to report their semester performance results [9]. Feeling the lack of importance of the lecturer's performance report makes the study program in carrying out the study program re-accreditation process experience problems with the completeness of the files [10]. Which files are needed on the accreditation form really depends on the lecturer's performance report in each semester. So that the study program always speeds up and completes the lack of files at certain times [11]. This condition caused the quality of the report files to be sometimes assessed and criticized by assessors [12].

There are several problems that researchers see related to the performance of lecturers, especially for the University of Muhammadiyah Jambi Higher Education. So far, the processing of lecturer performance data

at the University of Muhammadiyah Jambi is carried out conventionally, namely inputting data into Microsoft Excel by the admin on duty and additional files that have been submitted by each lecturer are simply stored on the computer without a data center or centralized data storage.

The data processing process which is still carried out in the manner described above certainly has several drawbacks, including: 1) Lack of efficiency in data collection or updating because each lecturer must first collect the data and files needed individually to then submit them to the admin; 2) Data redundancy often occurs due to the absence of a data center; 3) Susceptibility to loss of data and files that have been collected because data and files are only stored without a backup on the computer which could be damaged; 4) It is prone to errors in inputting lecturer data by the admin because it is not directly controlled by the lecturer concerned; and 5) It is difficult to check the data as a whole because the data is stored without a neat and orderly structure.

To overcome these problems, researchers consider it necessary to have a lecturer performance report information system with Object-oriented development uses the object as the basic unit of systems analysis and design [13]. The purpose of this study is to analyze and design a lecturer performance report information system that is able to simplify business processes [14], use lecturer performance reports according to needs and process lecturer performance data which includes identity data, lecturer tridharma data, and other supporting data to make it more effective and efficient.

METHODS

The method used in this research is a system development method with a system prototyping methodology. The system prototype methodology consists of 4 (four) stages, namely the planning phase, each of these problems is examined by analyzing, designing, and building design prototypes. The System Prototyping Methodology can be seen in Figure 1.

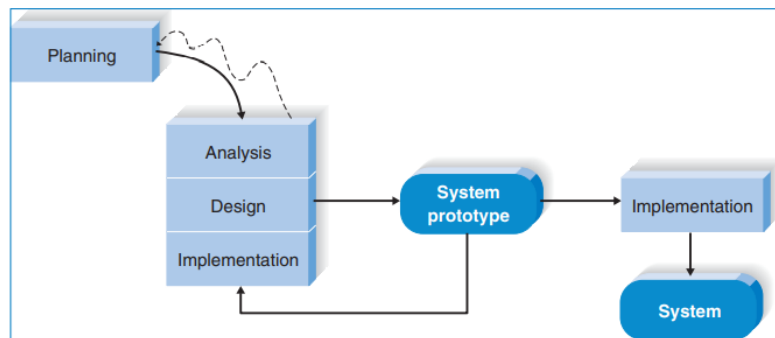


Figure 1. The System Prototyping Methodology [15]

Based on the system prototyping methodology described above, the discussion of each phase in the methodology can be described as follows:

1. Planning
The planning phase is the fundamental process of understanding why an information system should be built and determining how the project team will build it. It has three steps: literature study, observation and interviews with related parties.
2. Analysis
The analysis phase answers the questions of who will use the system, what the system will do, and where and when it will be used. This stage is also the stage of developing an analysis strategy, determining business requirements and using object-oriented models using UML tools, namely Usecase to define the functions of the system, Class Diagrams to show the classes in the system, Activity Diagrams to describe the flow of business processes.
3. Design
The design phase decides how the system will operate in terms of the hardware, software, and network infrastructure that will exist, the user interface, forms, and reports that will be used and the specific programs, databases, and files that are needed and will be used.

4. System Prototyping

System prototyping performs the analysis, design, and implementation phases concurrently in order to quickly develop a simplified version of the proposed system and give it to the users for evaluation and feedback

RESULT AND DISCUSSION

The result of the implementation of the research is a good grouping of information about an activity through the mind's effort in managing and analyzing research objects systematically. The following are the results of the implementation of the research based on the analysis and design that has been carried out.

Use Case Diagram

Use case diagrams are used to describe the functions that exist in the system being developed. In accordance with the description of the end user that has been mapped before, the description of the functions that the system can perform can be seen in the following figure :

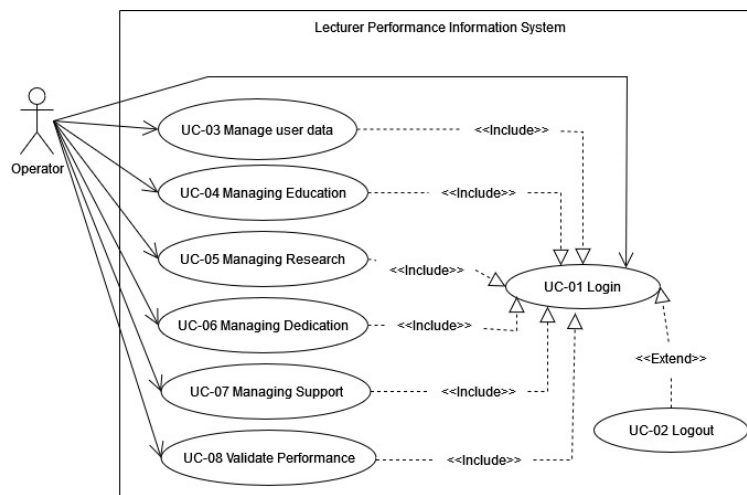


Figure 2. Operator Use Case Diagram

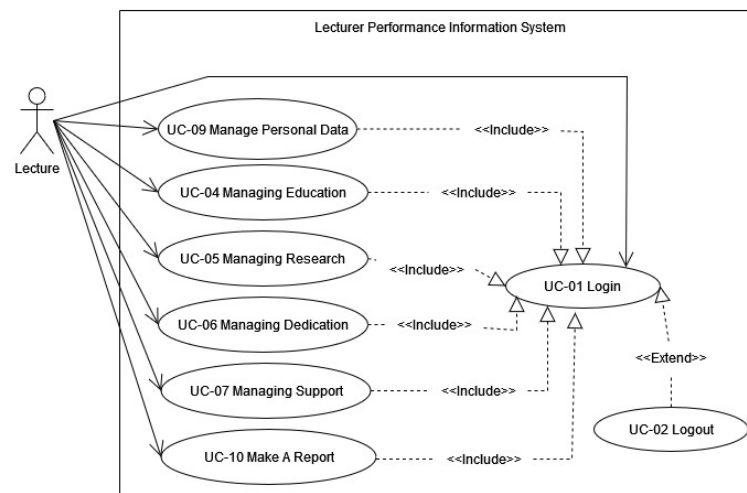


Figure 3. Lecturer Use Case Diagram

Based on the use case picture above, the business rules in the Lecturer Performance System at the Muhammadiyah University of Jambi are as follows: a.) Users in the Lecturer Performance System at Muhammadiyah Jambi University consisting of operators and lecturers b.) Operators can manage user data, education, research, service, support, performance validation and logout. c.) Lecturers can manage personal

data, education, research, service, support, make reports and logout. d.) Before processing information, users must login to the system using a username and password.

Activity Diagram

Activity diagram describes the workflow or activity of a system. The following activity diagram is needed, namely :

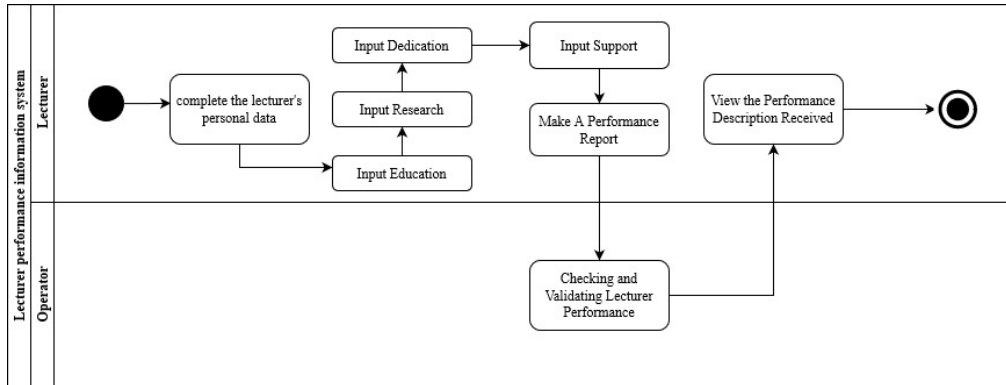


Figure 4. Activity Diagram

Based on the picture above, it states that each lecturer must correct their personal data, and are required every semester to input education, research, service and support data and make a performance report which will later be checked by the operator, which operator is LPM (Quality Assurance Agency)

Class Diagram

Class Diagram In making a system, a table specification is needed that can be used to carry out activities in data search settings. The relationship structure of the tables used can be seen in the following figure:

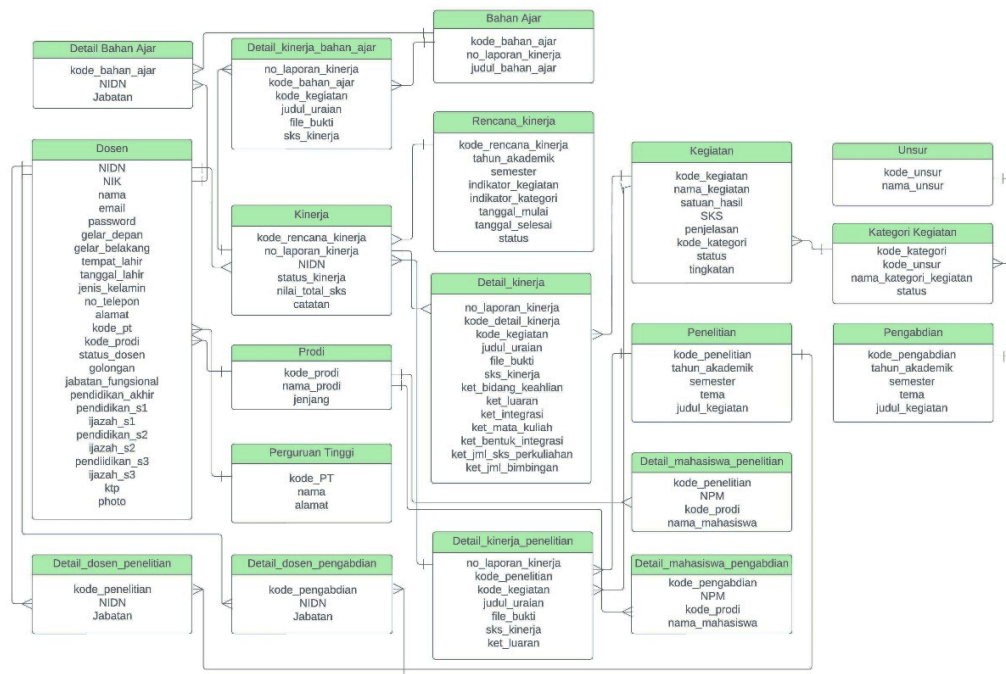


Figure 5. Class Diagram

Design Prototyping Development System

System prototyping is used to provide an overview of how the system will function if it has been compiled in a complete form. The display of the prototype Information System for Lecturer Performance Reports at the Muhammadiyah University of Jambi displays a menu in the user interface as follows :

Start your journey
 Log In to e-KINERJA

E-mail
 example@email.com

Password
 ••••••••

Log In



Figure 6. Login Page

E-KINERJA Beranda Master Data Rencana Kinerja Laporan Kinerja Selamat Datang, Admin LPM

Nama Admin Admin LPM UM JAMBI Edit profile

130 Jumlah Data Dosen
 77 Jumlah Kegiatan
 4 Data Rencana Kinerja
 345 Jumlah Kinerja Dosen

Rencana Kinerja Berlangsung:
 Tahun Akademik 2021/2022 Semester Genap
 Tanggal Mulai : 00/00/2022 00:00:00
 Tanggal Selesai : 00/00/2022 00:00:00

Laporan :
 • Luaran Penelitian
 • Lap. Pengabdian
 • Media Publikasi
 • Sitasi
 • Luaran Penelitian
 • Integrasi Penelitian dan Pengabdian
 • Recognisi

Copyright © 2022 Universitas Muhammadiyah Jambi

Figure 7. Admin Page

E-KINERJA Beranda Master Data Rencana Kinerja Laporan Kinerja Selamat Datang, Admin LPM

Nama Admin Admin LPM UM JAMBI Edit profile

Kode Rencana Kinerja : 999999
 Tahun Akademik : 9999/9999
 Semester : 1000000

NO	No Laporan Kinerja	MDN	Nama Dosen	Total SKS Kinerja	Catatan	Status	Aksi
1	XXXXXXXXXX	XXXXXXXXXX	XXXXXXXXXX	XXXXXXXXXX	XXXXXXXXXX	XXXXXXXXXX	View Edit Delete
2	XXXXXXXXXX	XXXXXXXXXX	XXXXXXXXXX	XXXXXXXXXX	XXXXXXXXXX	XXXXXXXXXX	View Edit Delete
3	XXXXXXXXXX	XXXXXXXXXX	XXXXXXXXXX	XXXXXXXXXX	XXXXXXXXXX	XXXXXXXXXX	View Edit Delete
4	XXXXXXXXXX	XXXXXXXXXX	XXXXXXXXXX	XXXXXXXXXX	XXXXXXXXXX	XXXXXXXXXX	View Edit Delete
5	XXXXXXXXXX	XXXXXXXXXX	XXXXXXXXXX	XXXXXXXXXX	XXXXXXXXXX	XXXXXXXXXX	View Edit Delete
6	XXXXXXXXXX	XXXXXXXXXX	XXXXXXXXXX	XXXXXXXXXX	XXXXXXXXXX	XXXXXXXXXX	View Edit Delete

Copyright © 2022 Universitas Muhammadiyah Jambi

LAPORAN KINERJA DOSEN
 Tahun Akademik : xxxxx/xxxx, Semester : xxxxx

• Nama: XXXXXXXX
 • NIK: XXXXXXXX
 • NIDN: XXXXXXXX
 • Email: XXXXXXXX
 • Tempat Lahir: XXXXXXXX
 • Tanggal Lahir: dd/mm/yyyy
 • No Telp: XXXXXXXX
 • Alamat: XXXXXXXX

UNIVERSITAS MUHAMMADIYAH JAMBI
 • Prodi: XXXXXXXX
 • Golongan: XXXXXXXX
 • Status: XXXXXXXX
 • Golongan: XXXXXXXX
 • Jabatan Fungsional: XXXXXXXX

PELAKSANAAN PENDIDIKAN

• Perkuliahan

NO	Kode Kegiatan	Judul Kegiatan	SKS Perkuliahan	SKS Kinerja	File Bukt
1	XXXXXXXXXX	XXXXXXXXXX	XXXXXXXXXX	XXXXXXXXXX	Upload

• Bimbingan Skripsi

NO	Kode Kegiatan	Judul Kegiatan	Jumlah bimbingan @minggu	SKS Kinerja	File Bukt
1	XXXXXXXXXX	XXXXXXXXXX	XXXXXXXXXX	XXXXXXXXXX	Upload

• Bimbingan Asjar

NO	Kode Kegiatan	Urutan	SKS Kinerja	File Bukt
1	XXXXXXXXXX	XXXXXXXXXX	XXXXXXXXXX	Upload

PELAKSANAAN PENELITIAN

• Penelitian yang melibatkan mahasiswa

NO	Tema (Pembahasan Riset/teknis)	Judul Kegiatan	File Bukt
1	XXXXXXXXXX	XXXXXXXXXX	Upload
2	XXXXXXXXXX	XXXXXXXXXX	Upload

• Media Publikasi

NO	Kode Kegiatan	Judul Jurnal	SKS Kinerja	File Bukt
1	XXXXXXXXXX	XXXXXXXXXX	XXXXXXXXXX	Upload
2	XXXXXXXXXX	XXXXXXXXXX	XXXXXXXXXX	Upload

• Sitasi

NO	Kode Kegiatan	Judul Artikel yang Disitasi	SKS Kinerja	File Bukt
1	XXXXXXXXXX	XXXXXXXXXX	XXXXXXXXXX	Upload
2	XXXXXXXXXX	XXXXXXXXXX	XXXXXXXXXX	Upload

• Recognisi

NO	Kode Kegiatan	Urutan	Bidang Keahlian	SKS Kinerja	File Bukt
1	XXXXXXXXXX	XXXXXXXXXX	XXXXXXXXXX	XXXXXXXXXX	Upload
2	XXXXXXXXXX	XXXXXXXXXX	XXXXXXXXXX	XXXXXXXXXX	Upload

• Luaran Penelitian

NO	Kode Kegiatan	Judul Luaran Penelitian/Praktik	Keterangan	SKS Kinerja	File Bukt
1	XXXXXXXXXX	XXXXXXXXXX	XXXXXXXXXX	XXXXXXXXXX	Upload
2	XXXXXXXXXX	XXXXXXXXXX	XXXXXXXXXX	XXXXXXXXXX	Upload

• Integrasi Kegiatan Penelitian/PM

NO	Kode Kegiatan	Judul Penelitian/PM	Mata Kuliah	Bentuk Integrasi	SKS Kinerja	File Bukt
1	XXXXXXXXXX	XXXXXXXXXX	XXXXXXXXXX	XXXXXXXXXX	XXXXXXXXXX	Upload
2	XXXXXXXXXX	XXXXXXXXXX	XXXXXXXXXX	XXXXXXXXXX	XXXXXXXXXX	Upload

PELAKSANAAN PENGABDIAN

• Penelitian yang melibatkan mahasiswa

NO	Tema (Pembahasan Riset/teknis)	Judul Kegiatan	File Bukt
1	XXXXXXXXXX	XXXXXXXXXX	Upload
2	XXXXXXXXXX	XXXXXXXXXX	Upload

• Media Publikasi

NO	Kode Kegiatan	Judul Jurnal	SKS Kinerja	File Bukt
1	XXXXXXXXXX	XXXXXXXXXX	XXXXXXXXXX	Upload
2	XXXXXXXXXX	XXXXXXXXXX	XXXXXXXXXX	Upload

• Jabatan Struktural

NO	Kode Kegiatan	Urutan Jabatan	SKS Kinerja	File Bukt
1	XXXXXXXXXX	XXXXXXXXXX	XXXXXXXXXX	Upload
2	XXXXXXXXXX	XXXXXXXXXX	XXXXXXXXXX	Upload

PENUNJANG

• Kegiatan Penunjang

NO	Kode Kegiatan	Urutan Jabatan	SKS Kinerja	File Bukt
1	XXXXXXXXXX	XXXXXXXXXX	XXXXXXXXXX	Upload
2	XXXXXXXXXX	XXXXXXXXXX	XXXXXXXXXX	Upload

Figure 8. Lecturer Performance Validation Page

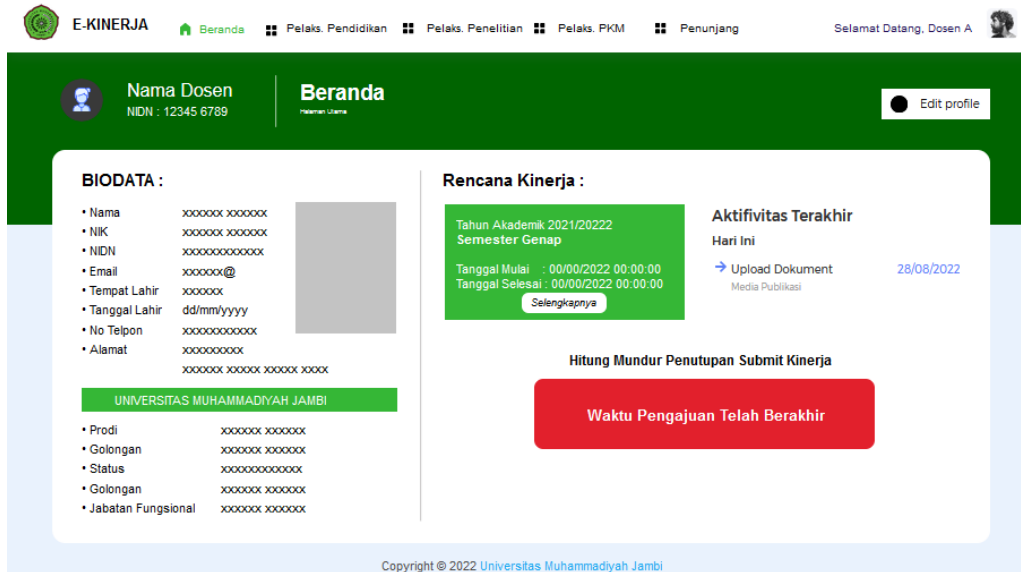


Figure 9. Lecture Page

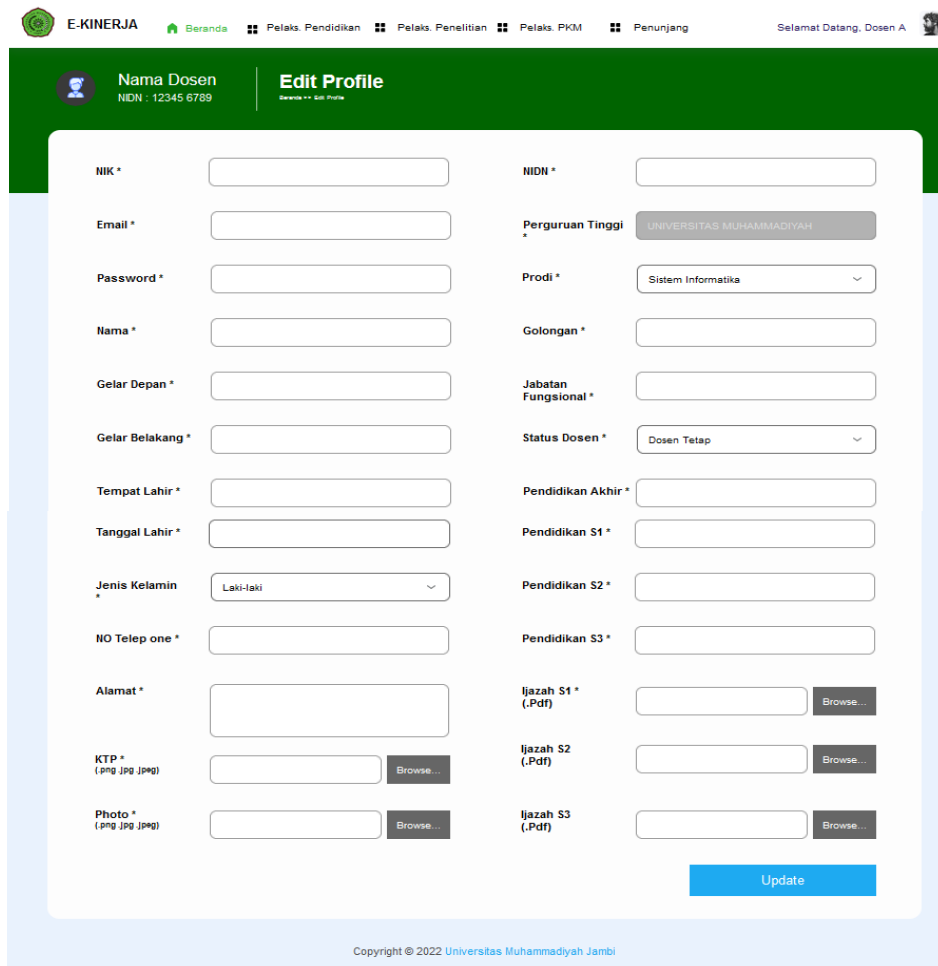


Figure 10. Lecturer Profile Page

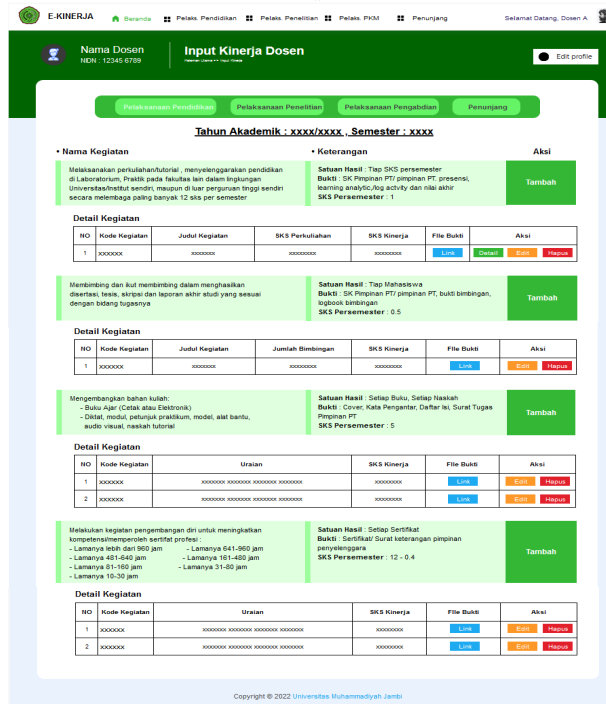


Figure 11. Education Page

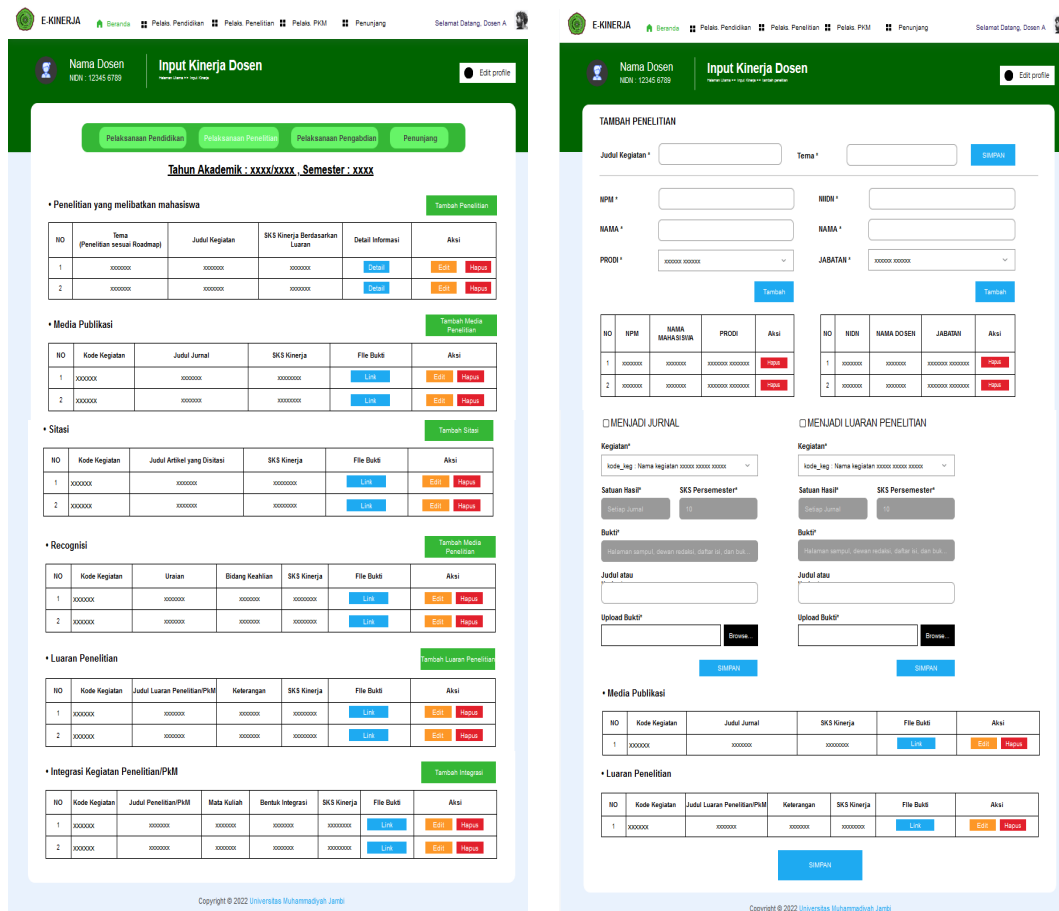


Figure 12. Research Page

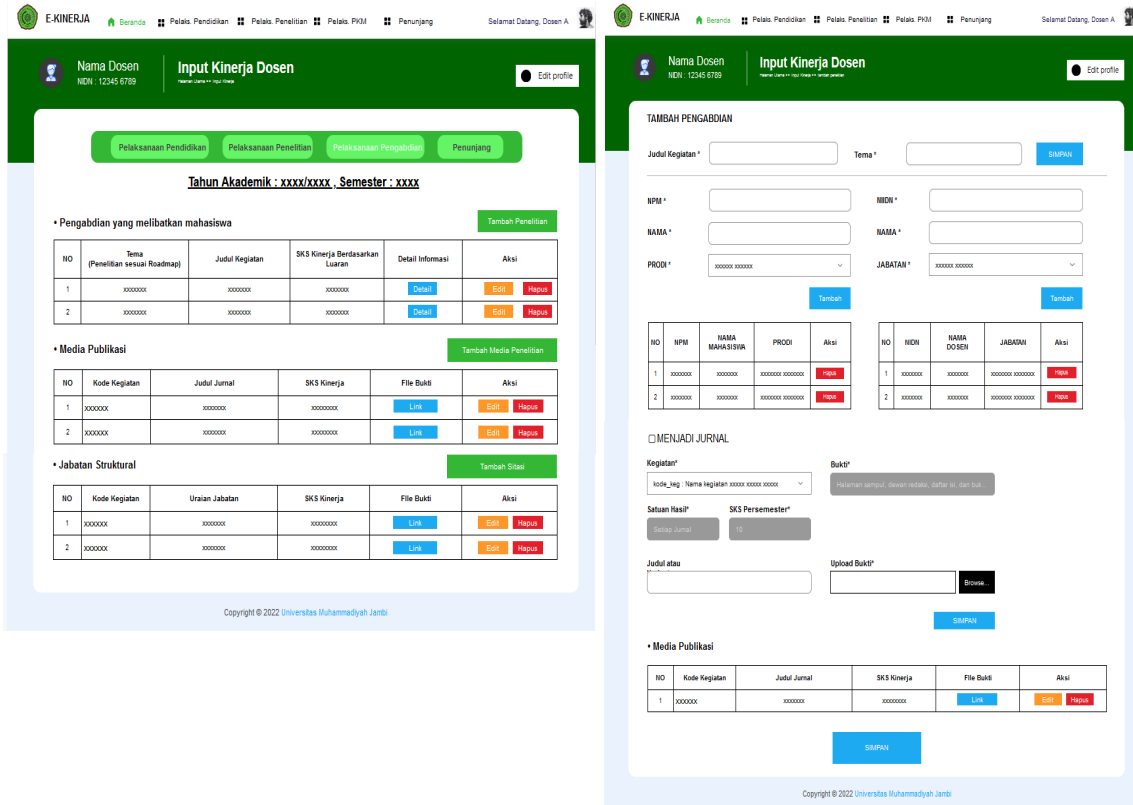


Figure 13. Devotion Page

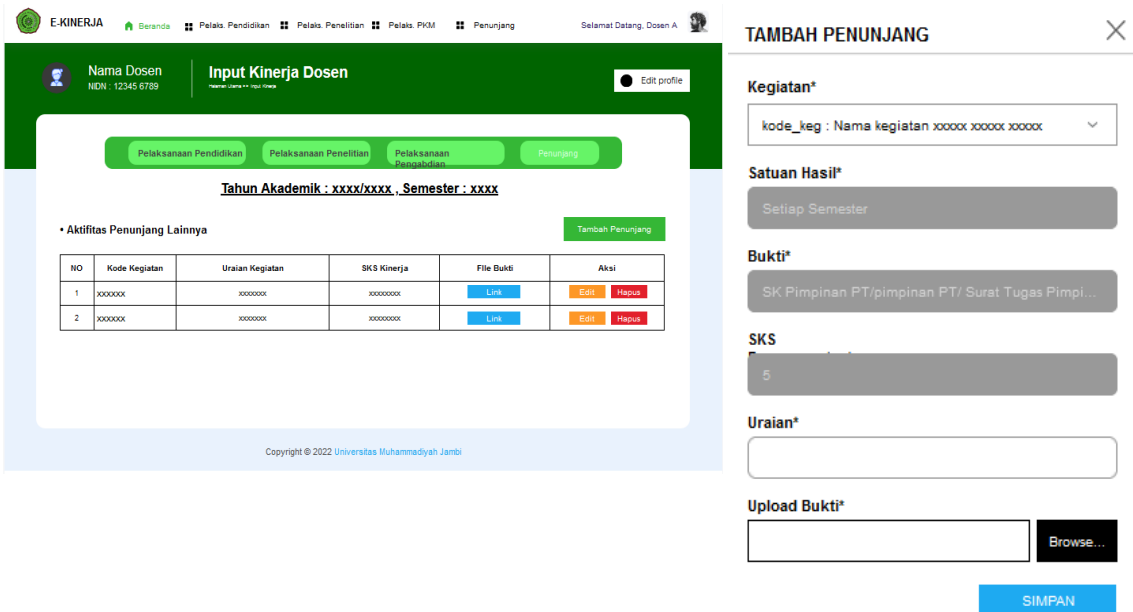


Figure 14. Support Page

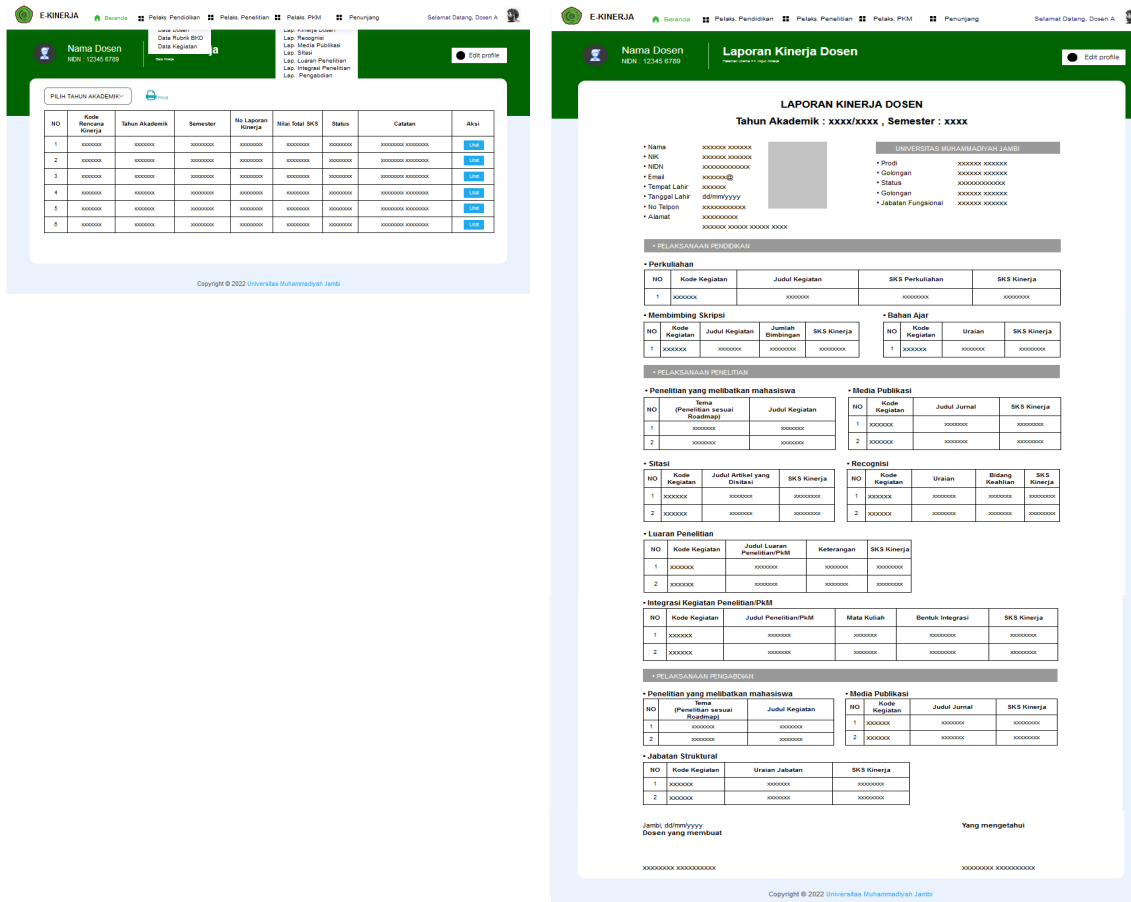


Figure 15. Performance report page

CONCLUSION

This research resulted in a performance report system for lecturers at the University of Muhammadiyah Jambi. With this system, it is able to facilitate the management of all business processes and the use of lecturer performance reports according to the needs of Jambi Muhamamdiyah University. Lecturer performance data processing which includes identity data, lecturer tridharma data, and other supporting data can be managed more effectively and efficiently. It's just that it hasn't been implemented and applied directly by the user because the system being developed has only reached the system prototyping stage. It is hoped that this system can be developed by adding a more diverse menu to support lecturer performance

REFERENCES

- [1] T. Monarita Johan and R. Ahmalia, "Penilaian Mutu Dosen Terhadap Tri Dharma Perguruan Tinggi Dengan Menerapkan Logica Fuzzy Logic Di Stikes Nan Tongga," *J. Akad. Baiturrahim Jambi*, vol. 8, no. 2, pp. 175–182, Nov. 2019, doi: 10.36565/JAB.V8I2.167.
- [2] D. I. Santoso, P. H. Adiwibowo, and A. H. A. Rasyid, "Analisis Beban Kinerja Dosen Periode 2012-2016 Terhadap Pelaksanaan Tri Dharma Pada Prodi Diii Teknik Mesin," *J. Vocat. Tech. Educ.*, vol. 1, no. 2, pp. 11–18, Oct. 2019, doi: 10.26740/JVTE.V1N2.P11-18.
- [3] L. Qulub, "Profesionalisme Pendidik dalam Proses Pembelajaran," *Dirasat*, vol. 14, no. 01, pp. 29–44, 2019, Accessed: Nov. 24, 2022. [Online]. Available: <https://www.neliti.com/publications/332274/>

- [4] M. maisah, H. Fauzi, I. Aprianto, A. Amiruddin, and Z. Zulqarnain, “Strategi Pengembangan Mutu Perguruan Tinggi,” *J. Ilmu Manaj. Terap.*, vol. 1, no. 5, pp. 416–424, May 2020, doi: 10.31933/JIMT.V1I5.202.
- [5] I. Effendy and A. M. Bakti, “Integrasi Smart Attendance Bagi Dosen Sebagai Upaya Peningkatan Kinerja,” *KLIK - Kumpul. J. ILMU Komput.*, vol. 6, no. 3, p. 317, Nov. 2019, doi: 10.20527/KLIK.V6I3.271.
- [6] N. Nurna Dewi, “Kiat kiat merangsang dosen pts,” 2019, Accessed: Nov. 28, 2022. [Online]. Available: https://books.google.com/books/about/KIAT_KIAT_MERANGSANG_KINERJA_DOSEN_PTS.html?hl=id&id=cQquDwAAQBAJ
- [7] S. Salamun and D. Arisandi, “Sistem Monitoring Kinerja Dosen Pada Institusi Perguruan Tinggi Swasta (Studi Kasus: Universitas Abdurrahman Walid),” *journal.unilak.ac.id*, vol. 11, pp. 196–205, 2020, doi: 10.31849/digitalzone.v11i2.4304ICCS.
- [8] Iskandar, “Pengaruh Jumlah Kelas Mengajar, Publikasi Ilmiah, Pengabdian dan Penunjang Terhadap Prestasi Laporan Kinerja Dosen (Survey Pada Sekolah Tinggi Ilmu),” *ejournal.kompetif.com*, vol. 3, no. 3, pp. 320–323, 2017, doi: <https://doi.org/10.35446/dayasaing.v3i3.123>.
- [9] D. R. . Pusung, C. P. Munaiseche, and O. Kembuan, “Sistem Informasi Beban Kerja dan Laporan Kinerja Dosen Berbasis Web,” *jointer.id*, vol. 01, no. 01, pp. 17-24., 2020, Accessed: Nov. 19, 2022. [Online]. Available: <http://www.jointer.id/index.php/jointer/article/view/7>
- [10] S. Puspitorini, R. Wahyuning Astuti, D. Fikri Al Hakim, P. Teknik Informatika STMIK Nurdin Hamzah, J. Kolonel Abunjani, and S.-K. Jambi, “Sistem Informasi Eksekutif Manajemen Data Kinerja Dosen Prodi Teknik Informatika Stmik Nurdin Hamzah,” *Sebatik*, vol. 23, no. 2, pp. 624–632, Dec. 2019, doi: 10.46984/sebatik.
- [11] K. D. L. Samgraha, G. A. Pradnyana, and I. M. Putrama, “Sistem Informasi Terintegrasi Penilaian Beban Kerja Dosen Berbasis Web,” *Int. J. Nat. Sci. Eng.*, vol. 3, no. 1, pp. 22–29, Nov. 2019, doi: 10.23887/IJNSE.V3I1.22173.
- [12] M. Nugraha and M. Rosmeida, “Perancangan Sistem Informasi Beban Kerja Dosen Berbasis Web dengan UML,” *J. Algoritm.*, vol. 18, no. 1, pp. 141–150, Aug. 2021, doi: 10.33364/ALGORITMA/V.18-1.866.
- [13] K. C. Laudon and J. P. Laudon, *Management Information Systems (Managing The Digital Firm)*, Fourteenth. United States of America: Inc, Pearson Education, 2016.
- [14] R. P. Sari, M. Luthfi, and S. Veren, “Analisis dan Perancangan Berorientasi Objek Sistem Informasi Beban Kerja Dosen menggunakan UML,” *Cybernetics*, vol. 2, no. 2, pp. 202–2014, 2018, doi: 10.29406/cbn.v2i02.1050.
- [15] A. Dennis and R. Wixom, Haley Barbara M.Roth, *Systems Analysis and Design*, 5th ed. United States of America: John Wiley & Sons, Inc, 2012.