



# Indonesian Journal of Multidisciplinary Research



Journal homepage: <http://ejournal.upi.edu/index.php/IJOMR/>

## How to Search and Manage References with Specific Referencing Style using Google Scholar: From step-by-step Processing for Users to the Practical Examples in the Referencing Education

Nissa Nur Azizah<sup>1</sup>, Rina Maryanti<sup>2</sup>, Asep Bayu Dani Nandiyanto<sup>3,\*</sup>

<sup>1</sup>Departemen Pendidikan Ilmu Komputer, Universitas Pendidikan Indonesia, Indonesia.

<sup>2</sup>Departemen Pendidikan Khusus, Universitas Pendidikan Indonesia, Indonesia.

<sup>3</sup>Departemen Pendidikan Kimia, Universitas Pendidikan Indonesia, Indonesia.

Correspondence: E-mail: [nandiyanto@upi.edu](mailto:nandiyanto@upi.edu)

### ABSTRACTS

The objective of this study was to demonstrate an easy way along with a step-by-step process in searching references as well as to show the technique of writing referencing style to make the manuscript fit for publication in journals. The study method was carried out in many steps with using the Google Scholar search engine, included search for articles in a journal, obtaining citations from author, and constructing a reference style. As a practical example, we will look for articles about engineering education with used IJoST, JESTEC, JEET, and IJCSNE journals, and there are several style references such as, APA, MLA, Vancouver, Harvard, Chicago/Turabian, and IEEE style. We identified that Google Scholar may be utilized as a teaching resource and beginner authors who are learning how to create articles.

### ARTICLE INFO

**Article History:**

Received 28 Jun 2021

Revised 30 Jul 2021

Accepted 25 Aug 2021

Available online 30 Aug 2021

**Keyword:**

Article;

Education;

Engineering;

Google Scholar;

Journal;

References;

Referencing styles.

## 1. INTRODUCTION

A scientific research document that lists reports, articles, books, and other material needs references and reference styles. An author's reference in a work is used to present the sources of information in an article in detail. The reference provides as a key or guide to the subject literature, so the reference source is an index that has been systematically compiled (Kalsum, 2016). It's important to keep paper trail of where the information came since when citing and paraphrasing someone else's work. When writing, this strategies in avoiding plagiarism.

Reference Management Software (RMS) such as Mendeley, Endnote, Zotero, Refwork, and references in Microsoft Word are some ways to find reference lists (Parabhoi et al., 2017; Ivey & Crum, 2018). This software can set up a citation and reference system, so that the process of writing scientific papers becomes easier for users by establishing a reference database (Mukhedkar, 2021; Speare, 2018). RMS should be used in combination with a further understanding of how to manage appropriately and accurately, one of which can be using Google Scholar.

Google Scholar is an educational feature that provides a collection of journals and scientific articles that have been published by their authors and extend a variety of disciplines. Academics frequently use Google Scholar to identify references to scientific literature (Merga, et al., 2020; Hirvela & Du, 2013). When searching for a citation or a reference, the reader must be able to identify the statement or topic.


There are many ways to get scientific references such as, The role of Google Scholar in evidence reviews and its applicability to grey literature searching (Haddaway et al., 2015), Can we use Google Scholar to identify highly-cited documents? (Martin-Martin et al., 2017), and The use of Google Scholar for research and research dissemination (Zientek et al., 2018). However, no research discusses how to search and manage references with specific referencing style in detail with several pictures of the steps with providing examples of keyword for find article in journal.

The purpose of this study is to present the complete steps in finding articles in journals and constructing referencing styles as well as to show the technique of writing referencing style to make the manuscript fit for publication in journals. As a model we use Google scholar to find scientific references. Thus, it is hoped that this research can serve as an easy reference for first-time users, because we provide a step-by-step with figure for process when using Google Scholar.

## 2. METHODS

In this study, we used the Google Scholar search engine to construct a reference style, and search for keywords to search for articles in journals. In conducting a reference search, we use a search by keyword, year, and author's name. This sample shows a keyword search for "Engineering Education." There are several reference styles presented, namely APA, MLA, Harvard, Vancouver, Chicago, and IEEE style. There are several journals that are used as examples such as, Indonesian Journal of Science and Technology (IJoST), Journal of Engineering Science and Technology (JESTEC), Journal of Engineering Education Transformation (JEET), and Indonesian Journal Community of Special Needs (IJCSNE). We don't have to register as a user to access Google Scholar. but we can register as a user to access all the features on Google Scholar. As for how to register as a Google Scholar user as follows:

- (i) Open a web browser, such as Google Chrome, Mozilla Firefox, Microsoft Edge, Mozilla Firefox, Apple Safari, or another similar program. Google Scholar can be accessed at <https://scholar.google.co.id/>. **Figure 1** shows the user preview after clicking on the Google Scholar site link. Then, as indicated in the red box in **Figure 1**, click "SIGN IN".
- (ii) After you sign in, **Figure 2** shows the preview sign in use Google account. If don't already have a gmail account, create it by clicking "Create account" in the red box in **Figure 2**.
- (iii) After registering / logging in. we can use it to find various sources of article information on Google Scholar. It is recommended that you create an account on Google Scholar so that it can be used immediately when publishing articles. **Figure 3** is how to create an account on Google Scholar by clicking the "My profile" link at the top left of the screen, see **Figure 3** in red box.
- (iv) **Figure 4** showed the five fields that must be filled in. The information required in filling out is the full name, name of the institution, email address affiliated with the University or Company, scientific field that is occupied, and website address (not mandatory). See an example of filling it in **Figure 4** the red box. If all is filled you can click "Next".



**Figure 1.** Google Scholar preview.

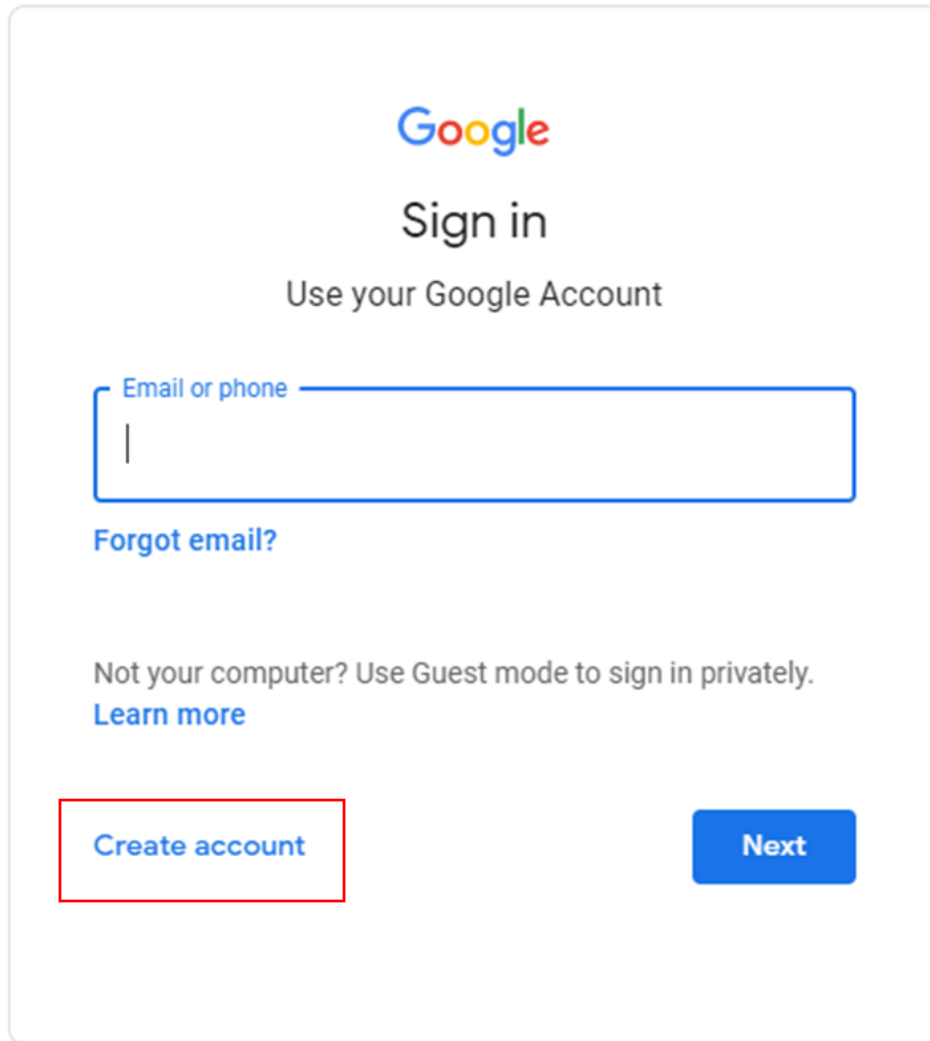


Figure 2. Sign in use Google account.



Figure 3. Creating a Google Scholar account.

Track citations to your articles. Appear in Scholar.

This account - nissanrazizah@upi.edu - is managed by upi.edu. If you lose access to it, you will also lose access to your Scholar profile. To keep your profile forever, sign in to your personal Gmail account.

1 Profile  
2 Articles  
3 Settings

Name  
Nissa Nur Azizah  
Full name as it appears on your articles 1

Affiliation  
Universitas Pendidikan Indonesia  
E.g., Professor of Physics, Princeton University

Email for verification  
nissanrazizah@upi.edu  
E.g., einstein@princeton.edu

Areas of interest  
Computer Science Education, Engineering Education  
E.g., general relativity, unified field theory

Homepage (optional)  
E.g., http://www.princeton.edu/~einstein

Next 2

**Figure 4.** Input in your Google Scholar profile data.

- (v) **Figure 5** shows a collection of articles you've written and had published in journals. To tagged your ownership article click the box, for example see the red box in Figure 4. Can directly click the arrow as shown in the yellow box in **Figure 5** if you have selected an article or if you do not have an article that has been published.
- (vi) **Figure 6** in the red box shows the next step in creating a Google Scholar account. In the article updates section, can choose as needed whether to apply updates automatically or email me updates for review. In the profile visibility section, tick "Make my profile public" to make the publication accessible to everyone. then click "Done", as shown in the yellow box in **Figure 6**.
- (vii) **Figure 7** is the user profile page after creating an account on Google Scholar. In the profile page section, users can complete a photo of themselves to the background of the account display, and can edit their Google Scholar profile data.

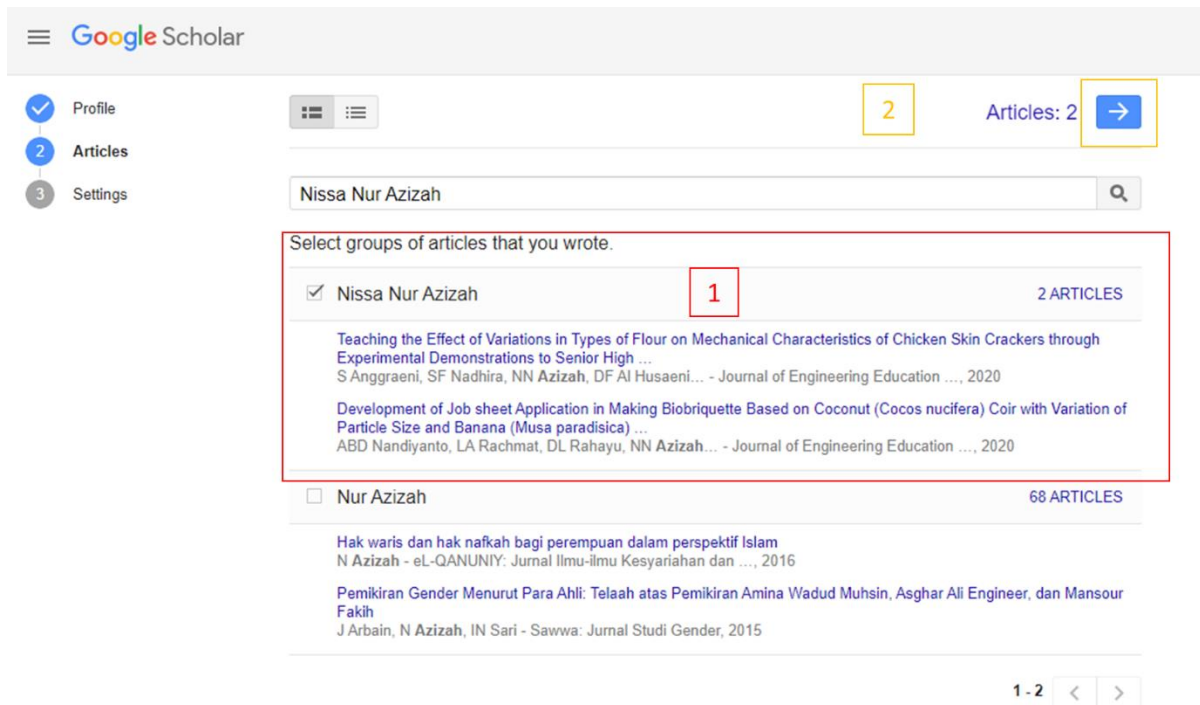


Figure 5. Selection of articles that you wrote.

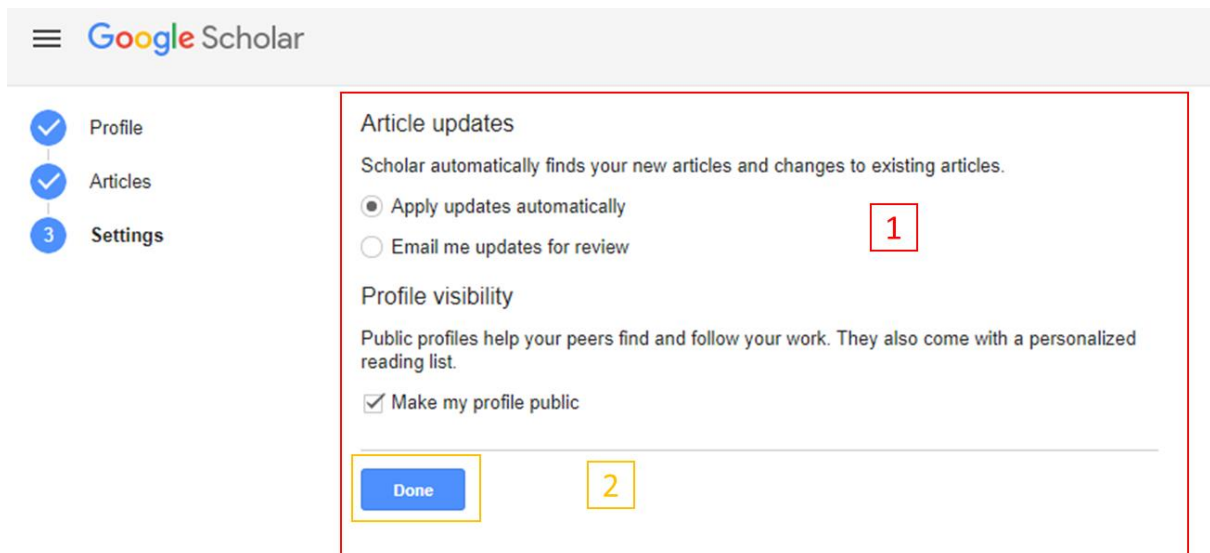


Figure 6. Selecting article updates and Profile visibility.

### 3. RESULTS AND DISCUSSION

This section discusses how to find references, which consists of searching for references by keyword, searching for keywords by year, looking for references by author, alert feature, metrics feature, advanced search feature, bookmark feature, and how to download article files. Discusses the use of the referencing styles construct, which consists of components in reference styles, types of standard reference styles, and in-text citation reference styles.

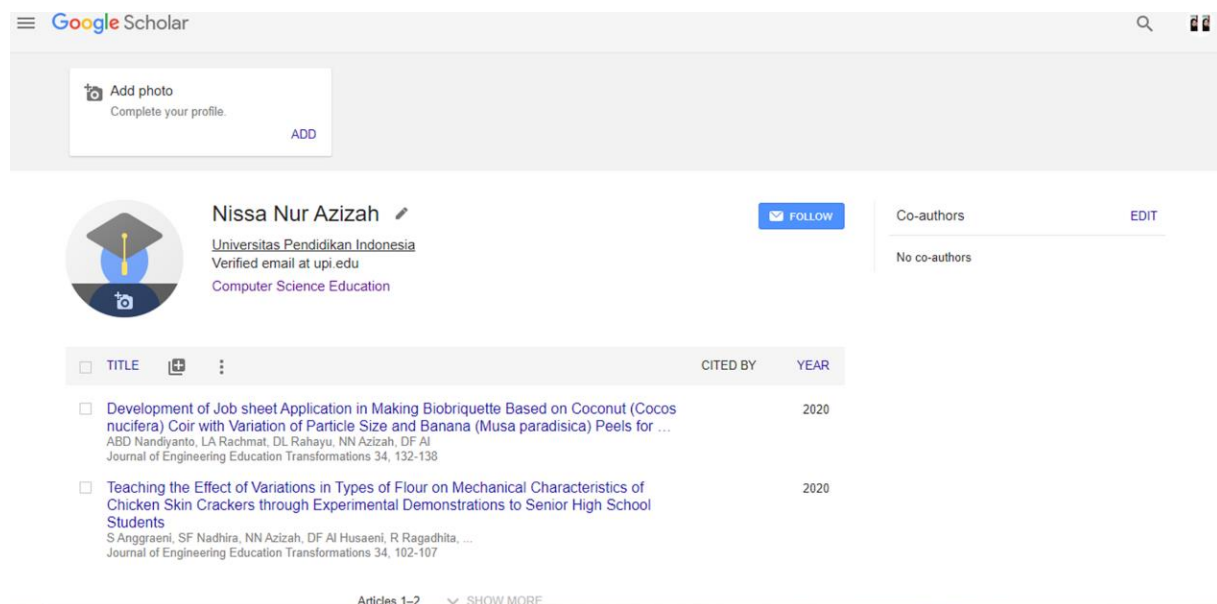
### 3.1. How to Find References

In using Google scholar, can search for references by adjusting the topic, year, and author. In addition, can use the features available on Google Scholar, such as using the alerts feature, metrics feature, advanced search feature, downloading article files feature, bookmark feature, and cite feature.

#### 3.1.1. Search references by keyword

This section discussed the search for references using keywords. There are several steps as follows:

- (i) Use search engines like Google Chrome, Mozilla Firefox, Microsoft Edge, Mozilla Firefox, Apple Safari, and others to access Google Scholar, as shown in **Figure 1**.
- (ii) **Figure 8** demonstrates how to search in Google Scholar for the keyword "engineering education." In the red box **Figure 8**, insert keywords into the search field. Then, as indicated in the yellow box in **Figure 8**, enter or click the search icon.
- (iii) **Figure 9** red boxes is a collection of manuscripts with the searched keyword, namely "Engineering Education". Additional articles may be viewed in the yellow box in **Figure 9** through the other pages indicated at the bottom of the list.



**Figure 7.** Google Scholar user profile page.

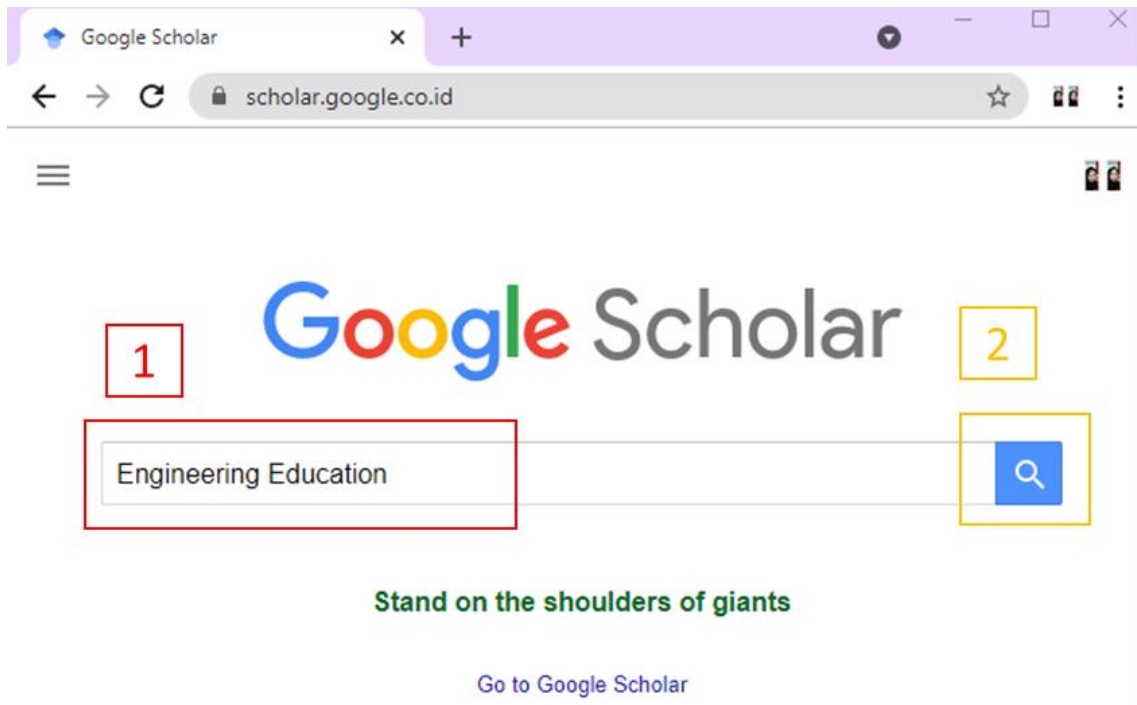


Figure 8. Search keywords on Google Scholar.

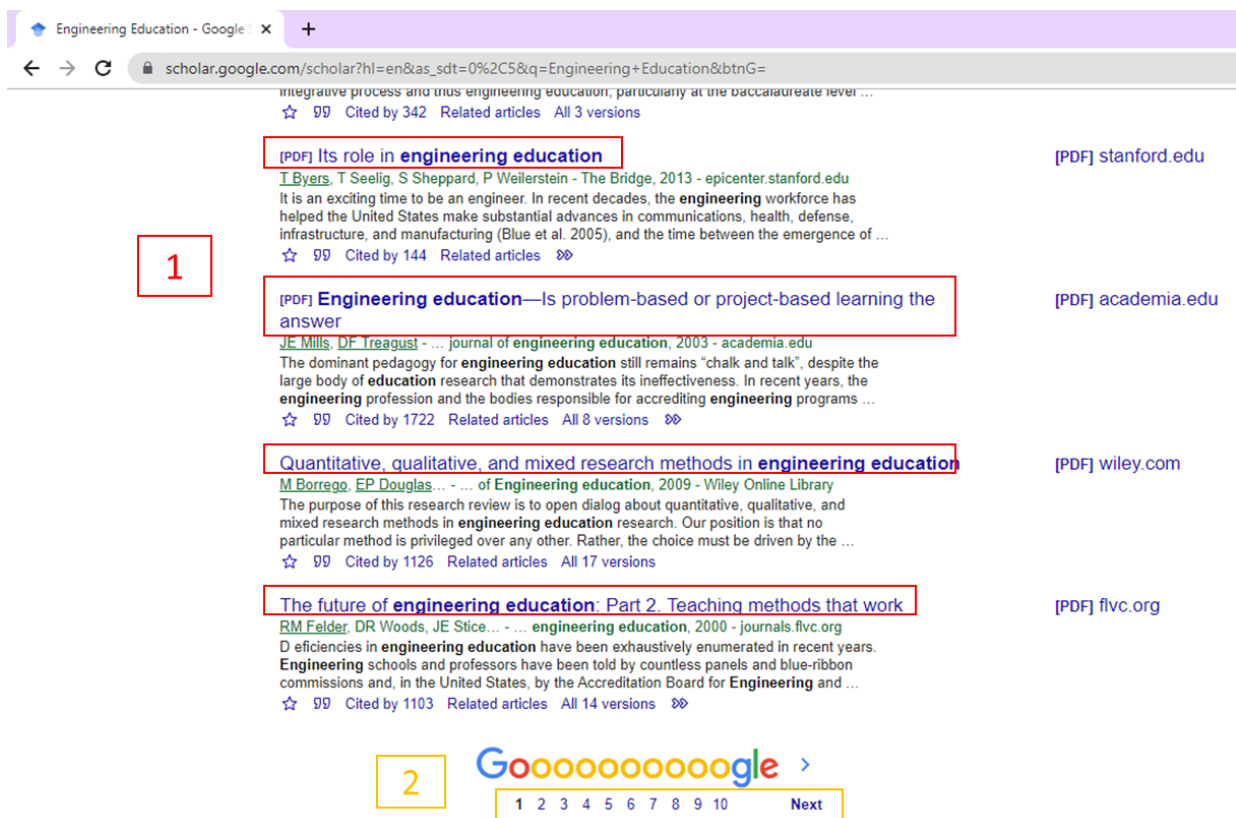


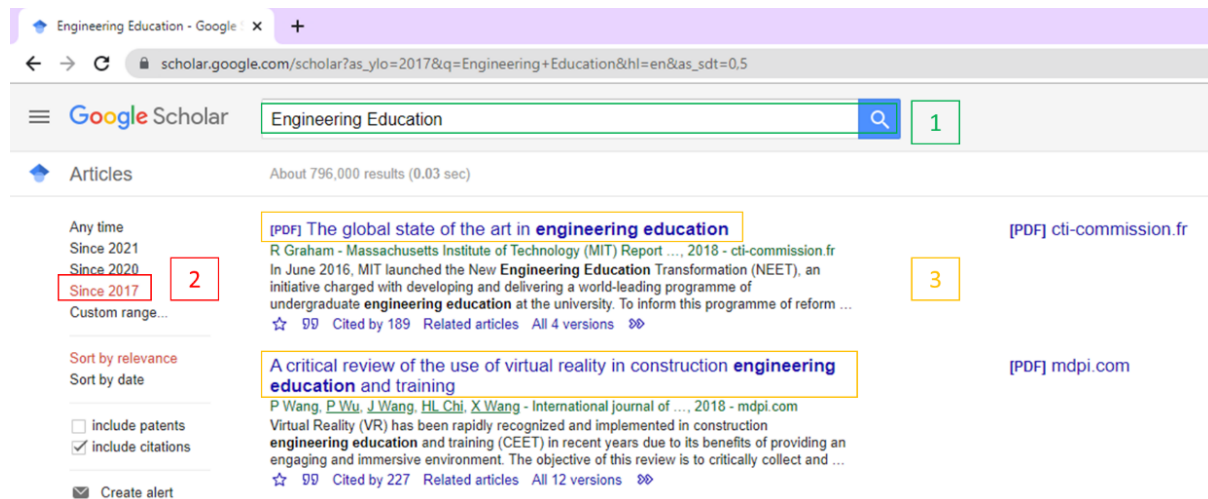
Figure 9. A collection of article that have been searched.



### 3.1.2. Keywords can be searched by year

This section discusses article searches can be filtered by year. **Figure 10** is the result of a keyword search regarding “Engineering Education” since 2017. If we select “Since 2017” then articles from 2016, 2015, 2014, etc. will not be displayed by Google Scholar. **Figure 11** is the result of a “custom range in 2010-2017” regarding the keyword “Engineering Education”. Custom range years will display the results of articles for 2010, 2011, 2012, 2013, 2014, 2015, 2016, and 2017. Other than that year will not be displayed by Google Scholar. There are several steps for searched keywords by year as follows:

- (i) **Figure 10** in the green box, insert the keywords to be searched for in the Google Scholar search box, namely "Engineering Education".
- (ii) Fig
- (iii) **Figure 10** in the red box, choose the year for which the article is needed, namely year 2017. Then enter or click on the search icon. On the left side of the Google Scholar display, you may select the needed year.
- (iv) **Figure 10** in the yellow box, is the result of the article from the keyword “Engineering Education”.
- (v) **Figure 11** in the red box, is a custom range option that can be filled in the range of years for which articles will be needed. The keyword search is the same as **Figure 10**, only the year is different. The custom year range is on the left of the Google Scholar display.



**Figure 10.** Keyword searched by year.

The screenshot shows a Google Scholar search for "Engineering Education" with approximately 1,680,000 results. The search is filtered by a custom date range from 2010 to 2017. Three search results are highlighted with yellow boxes and numbered 1, 2, and 3. Box 1 highlights the search bar and the first result, "Engineering education and the development of expertise". Box 2 highlights the "Custom range..." filter. Box 3 highlights the second result, "[PDF] Future global visions of engineering education".

**Figure 11.** Keyword searched by custom range year.

### 3.1.3. Reference search by author

Search references in determining the selected article, can use the author's name. The author's name may be found by entering it in the search box using the complete first and last name format. These are done in order to find the author more accurately. **Figure 12** in the red box, enter "Asep Nandiyanto" to search for the author's name in the Google Scholar search field. Then enter or click the search icon, and all of the article and user profile results authored by that name will be shown in the yellow box in **Figure 12**.

### 3.1.4. Alerts feature

The alerts feature on Google Scholar can help us get the articles we need by sending them immediately to our personal email. The following steps will show you how to utilize the alerts feature:

- (i) In **Figure 13** the red box, click the "three lines" icon.
- (ii) **Figure 14** shows the Google Scholar feature menu section. As indicated in the red box in **Figure 14**, choose the alerts option.
- (iii) in **Figure 15** the red box shows selected "CREATE ALERT" to add the article that is needed later.
- (iv) **Figure 16** in the red box, is the stage of making alerts. Add in the topic that is presently required in the "Alert query" area, which is "Engineering Education." Enter the active email address in the "Email" field. Then, in the "Number of results" box, press a button between 10 and 20 for the number of article selections that will be sent to the user's email. Click "Create alert" after selecting "Show up to 10 results," as illustrated in **Figure 16** yellow box.
- (v) **Figure 17** in the red box is the alert that has been created. You can create other alerts in the same way as before. Making alerts that have been made can be canceled by clicking "Cancel" on the left, see **Figure 17** the yellow box.
- (vi) **Figure 18** in the red box shows the outcomes of the alerts sent to the user's email.

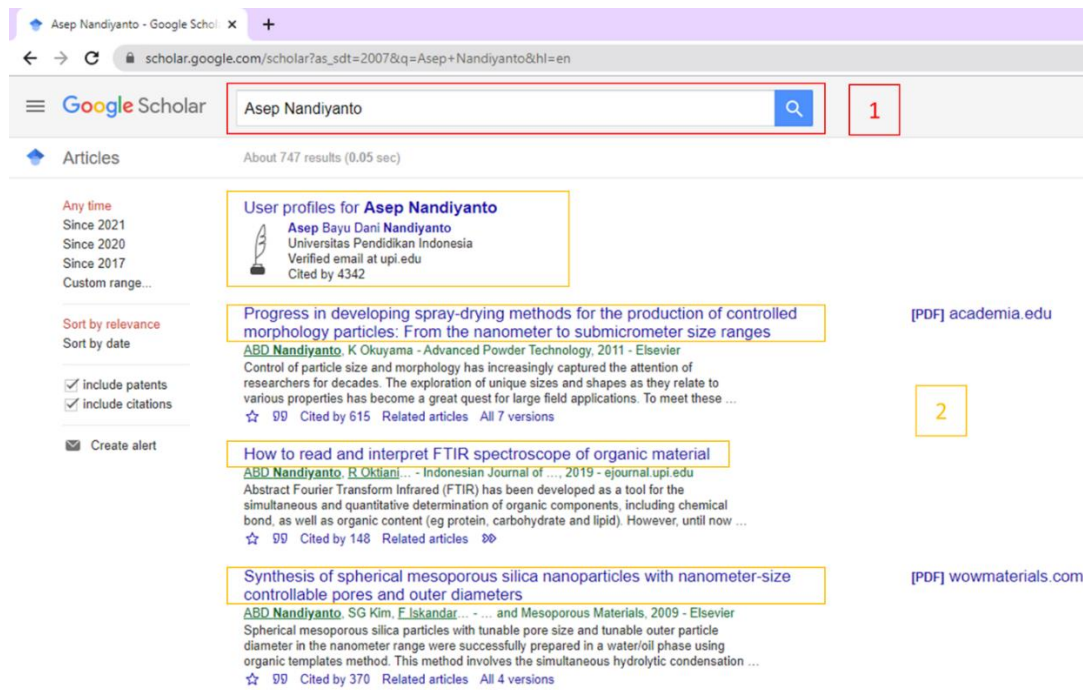


Figure 12. Reference search results by author.

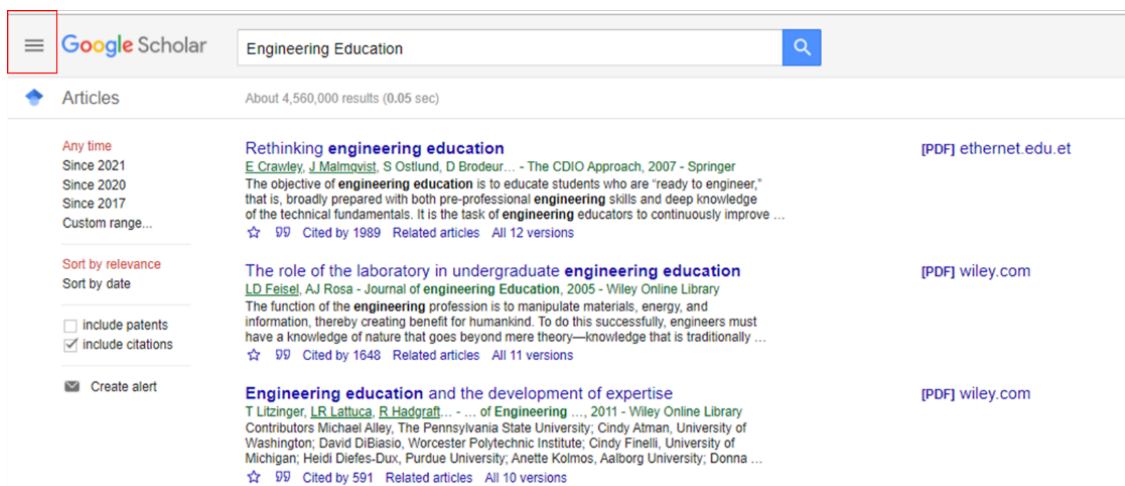


Figure 13. Selected icon "three lines".

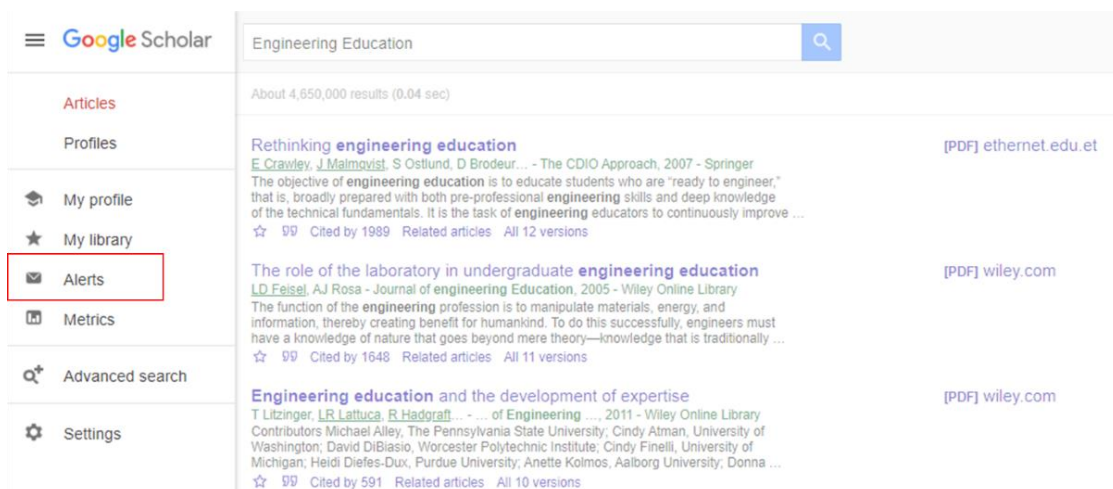
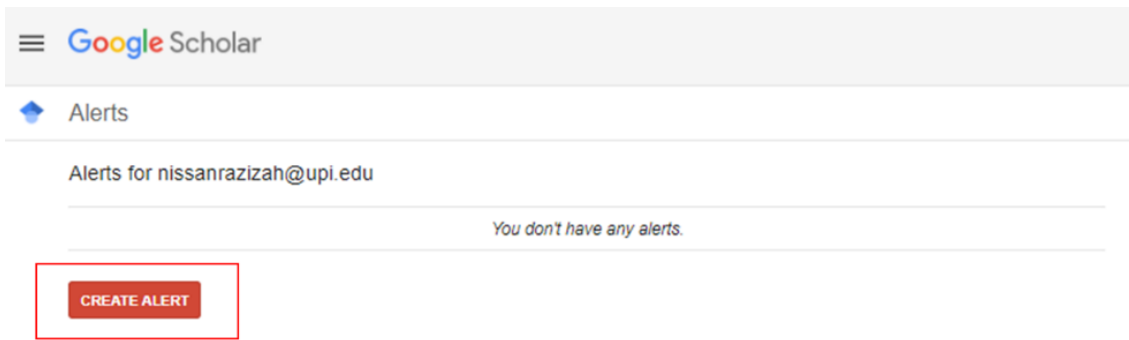
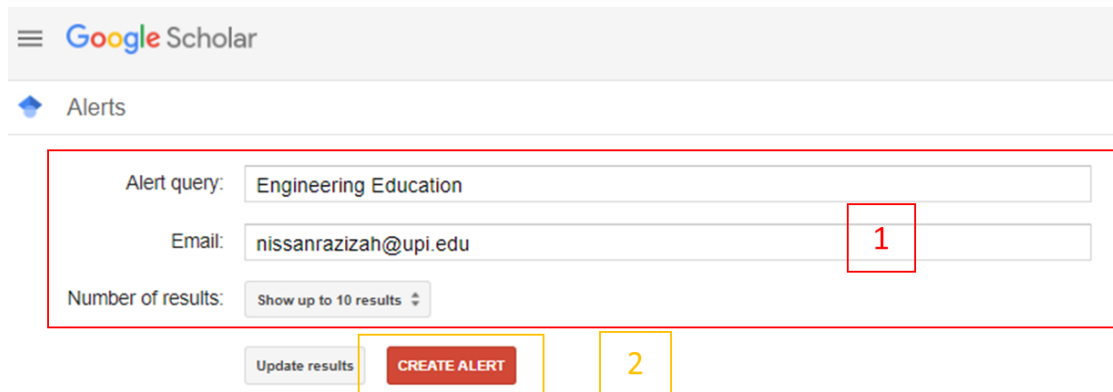


Figure 14. Selecting the alerts feature.



**Figure 15.** Selecting create alert.

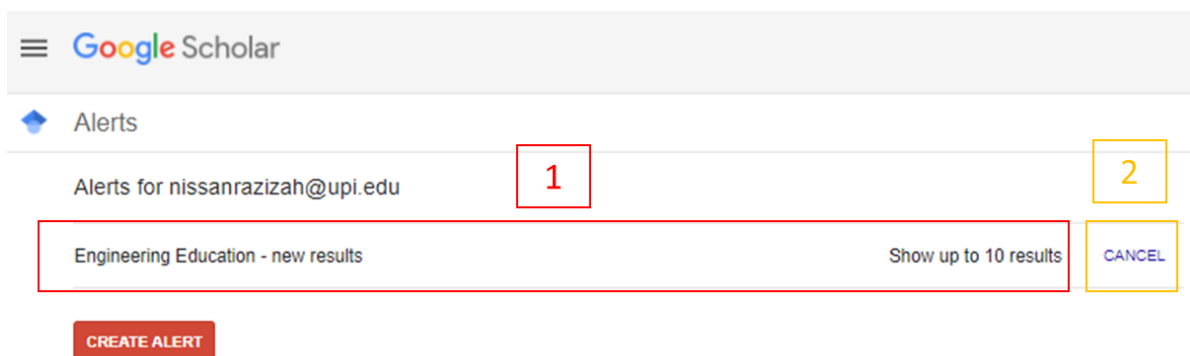


**Figure 16.** Alert creation.

### 3.1.5 Metrics feature

The Metrics Pages feature can help you find the most popular journals on Google Scholar. On Google Scholar, Metrics shows the top 100 or most cited journal papers by searches. The following are instructions on how to utilize the metrics feature:

- (i) Click the "three lines" icon, as shown in **Figure 13**.
- (ii) **Figure 19** the red box shows, the select metrics feature menu.
- (iii) **Figure 20** shows a list of the most popular English-language journals on Google Scholar. according to the information on the top right that reads "English". in the red box, the right section of the "Categories" of the journal can be selected as needed.
- (iv) **Figure 21** red boxes on the right, showing a selection of journal publications according to the country being searched for.



**Figure 17.** Created alerts will be shown.

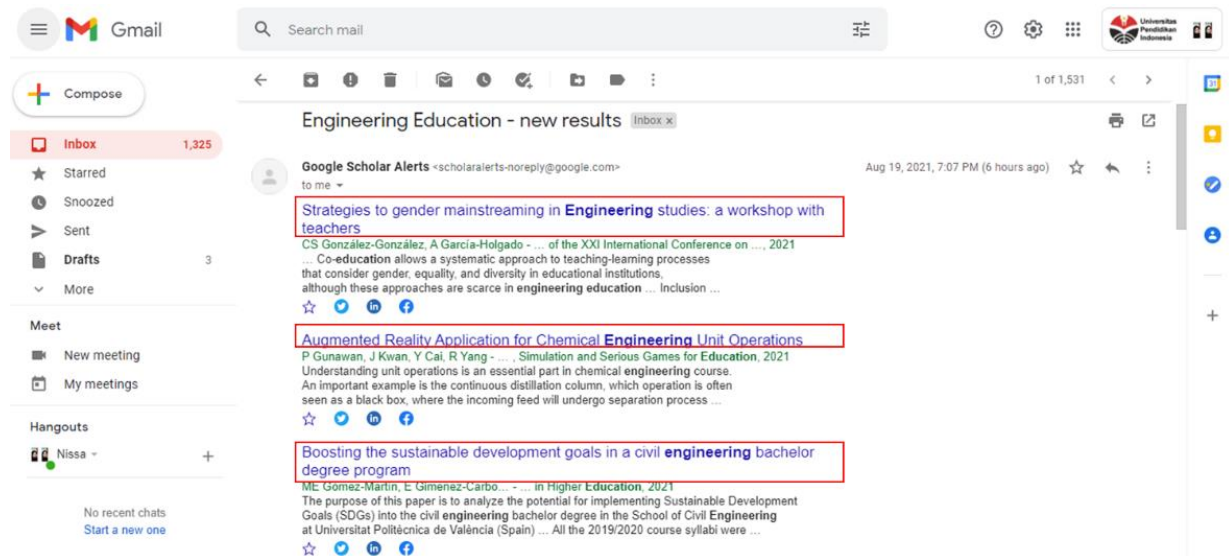


Figure 18. Alerts sent via user email.




Figure 19. Selecting the metrics feature.

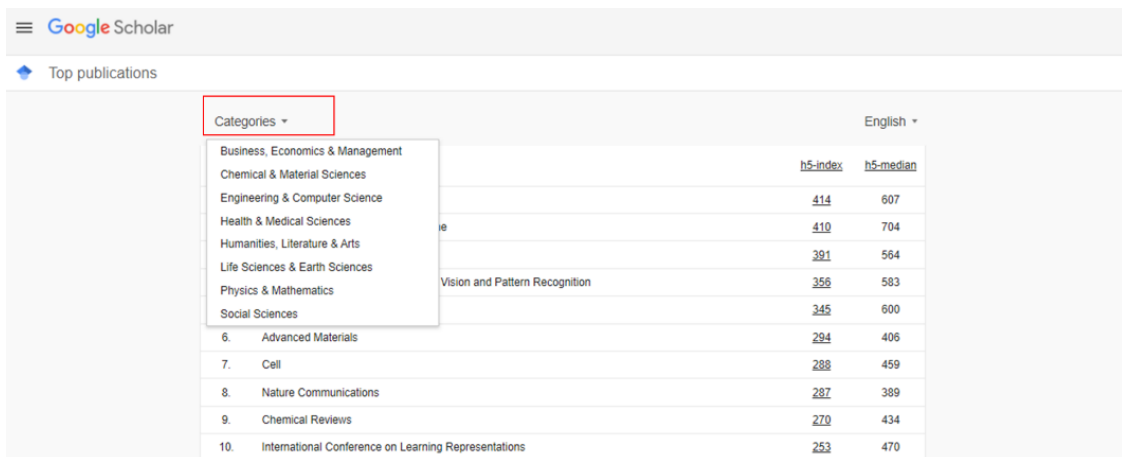
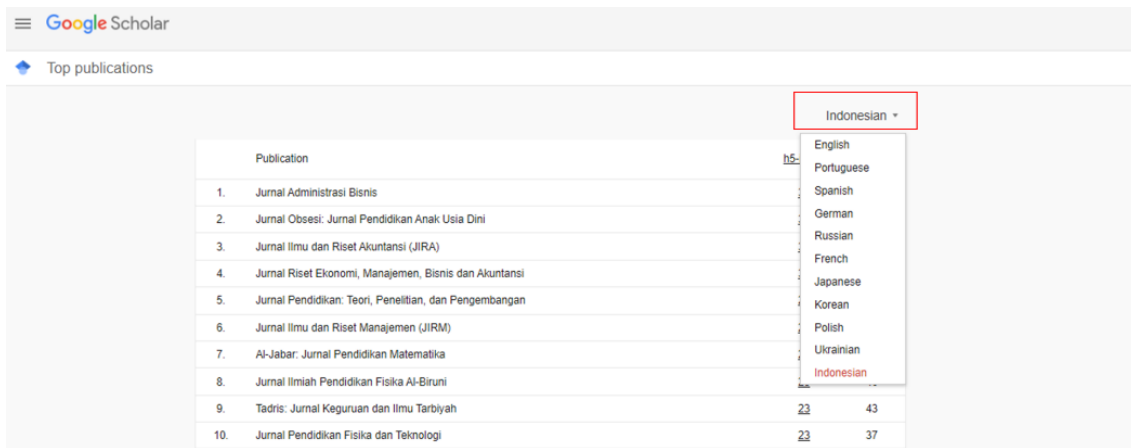


Figure 20. Categories journal.



Publication	h5	
1. Jurnal Administrasi Bisnis		
2. Jurnal Obsesi: Jurnal Pendidikan Anak Usia Dini		
3. Jurnal Ilmu dan Riset Akuntansi (JIRA)		
4. Jurnal Riset Ekonomi, Manajemen, Bisnis dan Akuntansi		
5. Jurnal Pendidikan: Teori, Penelitian, dan Pengembangan		
6. Jurnal Ilmu dan Riset Manajemen (JIRM)		
7. Al-Jabar: Jurnal Pendidikan Matematika		
8. Jurnal Ilmiah Pendidikan Fisika Al-Biruni		
9. Tadris: Jurnal Keguruan dan Ilmu Tarbiyah	23	43
10. Jurnal Pendidikan Fisika dan Teknologi	23	37

Figure 21. Journal publication according to country.

### 3.1.6. Advanced search features

Google Scholar Advanced Search allows to search using Boolean and phrase search terms, as well as filter results (by author, journal, publication date, etc). The following are the instructions for using the advanced search feature:

- (i) Click the “three lines” icon, as shown in **Figure 13**.
- (ii) **Figure 22** shows the menu options available on Google Scholar. Select the advanced search feature menu, in the red box **Figure 22**.
- (iii) **Figure 23** in the red box shows a search for "Engineering Education," which was published in the “Journal of Engineering Education Transformation”, dated between “2017 – 2021”. Then as indicated in the yellow box in **Figure 23**, enter or click the search icon. Advanced search may be customized to requirements.
- (iv) **Figure 24** in the red box is the result of an advanced search, and it's a collection of articles on "Engineering Education" published by the “Journal of Engineering Education Transformations”, dated between “2017 to 2021”.

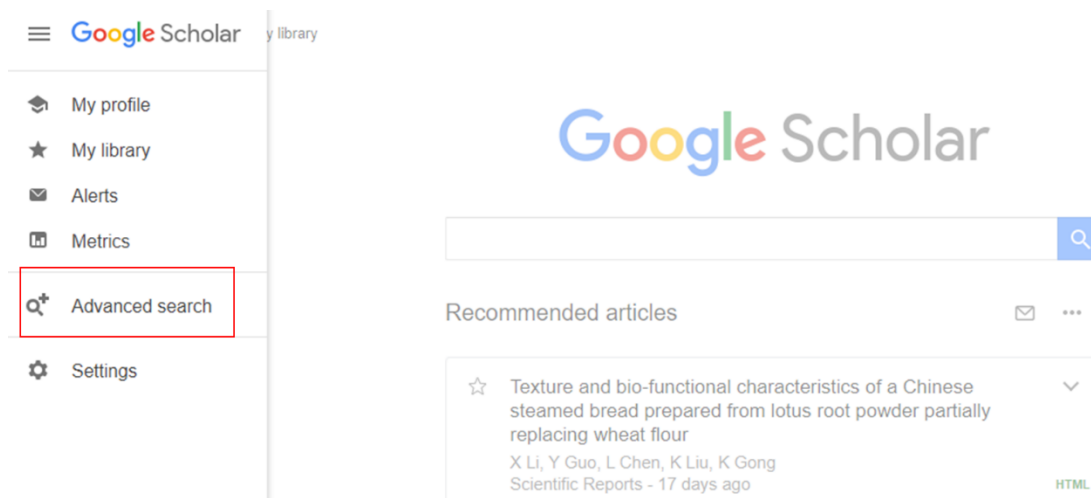


Figure 22. Selecting the advanced search feature.

**Figure 23.** Search for articles with Advanced search.

### 3.1.7. Download the article file

When searching for journals on Google Scholar, downloading files is a need. This is done in order for it to be readily used or read. The following are instructions on how to get the article file:

- (i) Choose which articles to download ahead of time. **Figure 25** in the red box to the right of the article title reveals "[PDF]", showing the available file types. **Figure 25** will download the file in PDF form as stated in the available file types.
- (ii) If the right side of the article title doesn't indicate "[PDF]," try clicking on it / right-clicking on it > open new link in new tab > PDF > This PDF file is available for download. **Figure 26** shows an example from the journal Indonesian Journal Community and Special Needs Education (IJSNE), followed by a download from one of the journal's articles.

### 3.1.8. Bookmark feature

If you find many appropriate article references, then bookmark it, so that it can be easier to find it again without having to remember what keywords typed yesterday. The following are some examples of how to utilize bookmarks:

- (i) **Figure 27** in the yellow box, shows articles that will be bookmarked using the keyword "Engineering Education." Click the star or bookmark icon, as shown in the red box in **Figure 27** when found the article required for saved.

The screenshot shows a Google Scholar search for "Engineering Education" with 622 results. On the left, there are filters for "Articles" and a date range from 2017 to 2021. The main content area lists four articles, each with a title, authors, journal name, year, and a PDF icon. The first article is "Leveraging E-learning through Google classroom: A usability study" by S. Bhat, R. Raju, A. Bikramjit, and R. D'Souza, published in Education Transformations in 2018. The second is "Effective Deployment of Outcome Based Education: Strategies based on Motivational Models" by S. Bhat, R. D'Souza, S. Bhat, and R. Raju, published in Education Transformations in 2020. The third is "Persuasive learning strategies for transforming engineering education" by A. Govil, S. Pillalamarri, and N. Prabhanjan, published in Education Transformations in 2020. The fourth is "A corroborative approach for engineering education using design thinking" by A. Govil, S. Pillalamarri, and N. Prabhanjan, published in Education Transformations in 2020.

Figure 24. Results of a collection articles with advanced search.

The screenshot shows the article page for "The Effectiveness of Distance Learning Using Learning Management System Media and Whatsapp Groups at Senior High School" by S. Agustina, A. B. Nandiyanto, et al. The page includes the journal title "Journal of Multidisciplinary Research - e-journal.upi.edu", volume and issue information (6(3), 1-8), and the year (2012). It also lists other journals where the article is published: Journal of Applied Engineering and Technological Science (JAETS), 1(2), 70-76; and EDUTECH: Journal of Education and Technology, 4(3), 460-468. A PDF icon is visible in the top right corner.

Figure 25. Download the article file type pdf.

The screenshot shows the journal page for "Community and Special Needs Education" (CSNE), Volume 1, No 2 (2021). The article title is "IMPLEMENTATION OF EARLY INTERVENTION WITH FAMILY RESOURCES TO IMPROVE DEVELOPMENT OF EXPRESSIVE LANGUAGE IN CHILDREN WITH CEREBRAL PALSY". The authors are Hani Muklani, Adhik, Endang Rochmah, and Heng The Sunarto. The page includes a "PDF" button in the bottom right corner, which is highlighted with a red box and labeled with the number 3. Another red box labeled 1 highlights the "Sort by date" option in the left sidebar. A third red box labeled 2 highlights the "Download this PDF File" button in the top right corner of the article content area.

Figure 26. Download the file on the journal page.



Figure 27. Save article by bookmark.

- (ii) Articles that have been bookmarked can be viewed in "My library" on Google Scholar. how to view bookmarks, by clicking the "three lines" as in Figure 13. in Figure 28 the red box, select or click the "My library" feature.
- (iii) Figure 29 in the red box shows the result of bookmarking saved articles. The yellow box in Figure 29 are tools for editing, deleting, exporting, and bookmarking labels.

### 3.1.9. Cite feature

The citation feature on Google Scholar makes it easy for users to quickly write references, with various types of cite referencing styles that suit their needs. The type of cite can be directly copied and pasted into the reference. The steps for using the citation feature are as follows:

- (i) Figure 30 is a display of an article that will be used for the use of the cite feature. After selecting the article, click the cite icon as shown in the red box in Figure 30.
- (ii) Figure 31 shows several reference styles ranging from, MLA, APA, Chicago, Harvard, and Vancouver.

### 3.2. Utilization Construct of Referencing Style

Utilization construct of referencing style, important to understanding for created a article. such as components are included with the referencing style, the types of standards used for the referencing style, and usage in-text citation referencing styles.

Figure 28. View bookmarked articles in My library.

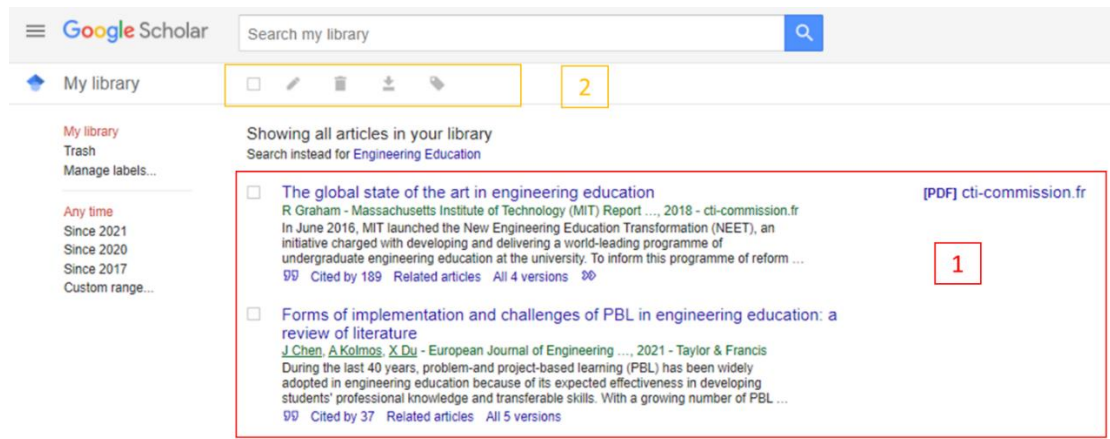


Figure 29. Results of saving articles with bookmarks.



Figure 30. Utilization of cite feature

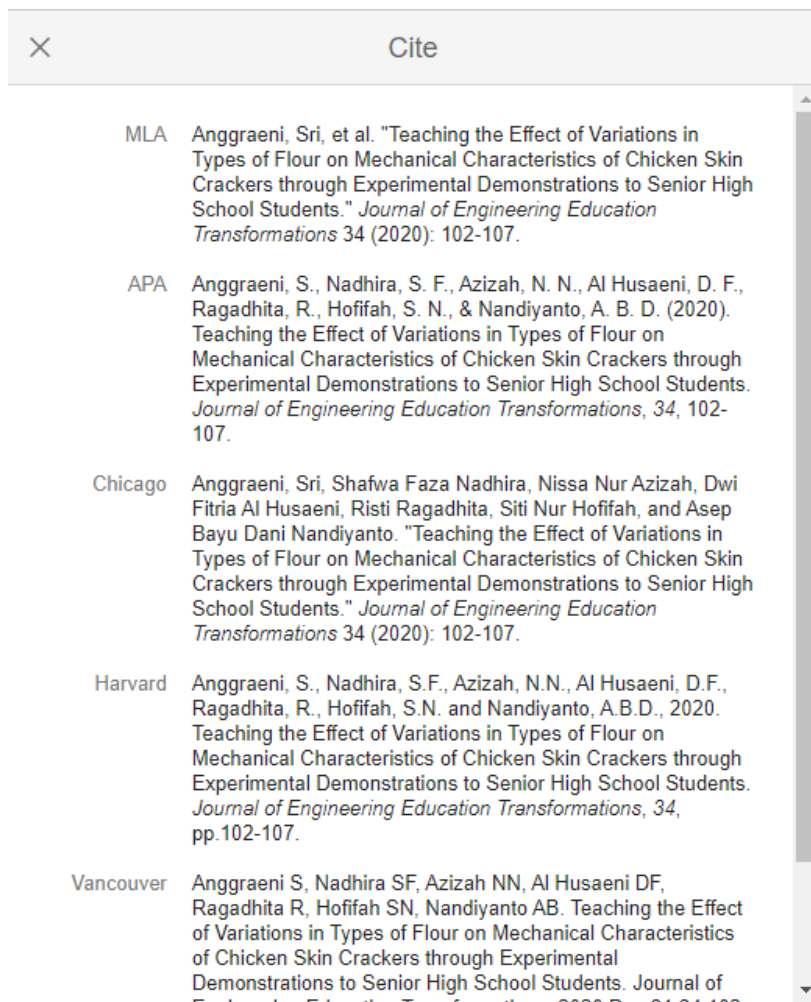


Figure 31. Reference style type of feature cite

### 3.2.1. Components in referencing style

In constructing a reference, the author's name, punctuation, and writing style format. There are several types of reference components:

- (i) Author's name. The first component is writing the author's name starting with the last name or surname first, then marked with a comma (,) after that write the initial name (middle or/and first name). After that, the author's name is marked with a full stop (.). follow the same for one or more than one author. Authors who have academic degrees do not need to be listed in the references.
- (ii) Year of publication. After including the author's name, then include the year of publication. After writing the year is given a limit using a full stop sign (.).
- (iii) Title article. After including the year, then include the title of the article. Behind the writing of the title is given a limit using a full stop sign (.).
- (iv) Name of journal or publisher. After the title, then include the name of the journal or publisher. Put a comma (,) for the boundaries between volumes, issues, and pages for the journal.
- (v) Volumes. include the volume after naming the journal/publisher.
- (vi) Issue or number. In the volume there is an issue number that represents the number of publications in one year called issue. The writing is given brackets and after it put a comma (,).
- (vii) Pages. After the issue, include the page that contains the article from beginning to end. Give a full stop (.) if there is a DOI. However, if there is a DOI, use a comma (,) before the DOI.
- (viii) DOI (Digital Object Identifier). include the DOI number must be intact using an alphanumeric string that has been issued by the journal concerned. Written after the page and given a colon (:), before the DOI number. After that give a full stop (.). DOI must be included in full and make sure it is active by the journal.

### 3.2.2. Type of standard referencing style

The standard referencing styles that are often used by journal publishers are APA, MLA, Vancouver, Harvard, Chicago, and IEEE styles. There are several how to construct references style as follows:

- a. APA (American Psychological Association) citation style is one of the most widely used citation styles for writing scientific and research papers, especially in psychology, sociology, business mathematics, economics, nursing, and criminal justice (Molina *et al.*, 2017). **Figure 32** shows the structure of the APA style reference type writing format. There are several things to consider when writing an APA style reference:
  - (i) Pay attention to punctuation marks such as comma (,), full stop (.), parenthesis (()), colon (:), and pay attention to the writing format.
  - (ii) Author name is written with capitalize each word. **Figure 33** shows more than one Author name starting with an ampersand (and) in the last author's name. **Figure 34** shows the author names of more than 20 authors including an elipsis (...) in place of the author's name before creating the final author list.
  - (iii) The title of the article is usually written in Sentence case, except for abbreviations of scientific terms or can be adjusted according to the script template.
  - (iv) Journal names are written in italics with capitalize each word, except for adverbs such as of, the, and, etc.
  - (v) Journal volume is written in italics.
  - (vi) **Figure 35**, shows an example of writing APA style references using DOI.

- b. Harvard style, almost the same as the APA style reference. Harvard is a very popular style of citation, used in a variety of cases across the sciences, social sciences and business (Williams, et al., 2013). **Figure 36** shows the writing of the Harvard style reference type. There are slight differences as follows:
- (i) More than one author name will start with the word "and" in the last author's name.
  - (ii) The year of publication is not marked with parentheses, ( ( ) ).
  - (iii) Page numbers are not written directly, but there is the addition of the word "pp".

**Author last name, Middle name and/or Author first name. (Year of publication). Article title. Name journal, volume(issue/number if any), Page.**

**Chuchalin, A. I. (2018). Modernization of the three-cycle engineering education based on FSES 3++ and CDIO++. Vysshee obrazovanie v Rossii= Higher Education in Russia, 27(4), 22-32.**

Author last name, Middle name and/or Author first name. (Year of publication). Article title. Name journal, volume(issue/number if any), Page.

Chuchalin, A. I. (2018). Modernization of the three-cycle engineering education based on FSES 3++ and CDIO++. Vysshee obrazovanie v Rossii= Higher Education in Russia, 27(4), 22-32.

**Figure 32.** Application of APA style references.

Muradilloevich, I. U., Tanzilovch, O. K., Anvarovich, A. A., & Baxodirovna, S. I. (2020). Improvement of teaching methodology by using modeling programs of engineering education in higher education of uzbekistan. *Journal of Critical Reviews*, 7(14), 81-88.

**Figure 33.** APA style reference for more than one author name.

Arlo, A., Black, B., Clark, C., Davidson, D., Emerson, E., Fischer, F., Grahmann, G., Habib, H., Ianelli, I., Juarez, J., Kobayashi, K., Lee, L., Martin, M., Naim, N., Odelsson, O., Pierce, P., Qiang, Q., Reed, R., Scofield, S., . . . Thatcher, T. (2011). Simulation practices in engineering education. *Computer Engineering Education*, 11(4), 30-38.

**Figure 34.** APA style reference for more than 20 author names.

**Author last name, Middle name and/or Author first name. (Year of publication). Article title. Name journal, volume(issue/number if any), Page, doi:xxxxxxxx.**

**Gadola, M., & Chindamo, D. (2019). Experiential learning in engineering education: The role of student design competitions and a case study. International Journal of Mechanical Engineering Education, 47(1), 3-22, doi: 10.1177/0306419017749580.**

Author last name, Middle name and/or Author first name. (Year of publication). Article title. Name journal, volume(issue/number if any), Page, doi:xxxxxxxx.

Gadola, M., & Chindamo, D. (2019). Experiential learning in engineering education: The role of student design competitions and a case study. *International Journal of Mechanical Engineering Education*, 47(1), 3-22, doi: 10.1177/0306419017749580.

**Figure 35.** Reference APA style with DOI.

Author last name, Middle name and/or Author first name. Year of publication. Article title. Name journal, volume(issue/number if any), pp.xx.

Alkhatib, O.J., 2018. An interactive and blended learning model for engineering education. *Journal of Computers in Education*, 5(1), pp.19-48.

Alkhatib, O.J., 2018. An interactive and blended learning model for engineering education. *Journal of Computers in Education*, 5(1), pp.19-48.

Author last name, Middle name and/or Author first name. Year of publication. Article title. Name journal, volume(issue/number if any), pp.xx, doi: xxxxxxxxxxxx.

Violante, M.G. and Vezzetti, E., 2017. Guidelines to design engineering education in the twenty-first century for supporting innovative product development. *European Journal of Engineering Education*, 42(6), pp.1344-1364, doi: 10.1080/03043797.2017.1293616.

Violante, M.G. and Vezzetti, E., 2017. Guidelines to design engineering education in the twenty-first century for supporting innovative product development. *European Journal of Engineering Education*, 42(6), pp.1344-1364, doi: 10.1080/03043797.2017.1293616.

Figure 36. Application of Harvad style references.

- c. MLA (Modern Language Association) style is a rule in citing an article contained in footnotes or endnotes of writings (Van Ullen & Kessler, 2012). We just put the last name of pchulis and then followed by the page number of the article. Figure 37 shows the usage and format of the MLA style reference. Modem Language Association (MLA) There are several things to note:
- (i) Pay attention to punctuation marks such as comma (,), full stop (.), parenthesis (()), colon (:), and pay attention to the writing format.
  - (ii) Figure 38 shows, author name is written with capitalize each word, using a comma (,) as a separator of middle name and first name, and does not reverse the name of the second author. Writing for two authors will start with the word "and" and not be separated by a comma (,) in the last author's name. If the author name is more than three or more authors, include only the first author's name, followed by "et al.", shown in Figure 38.
  - (iii) The title of the article is marked with an inverted commas (" ") by writing a sentence case, except for the abbreviation of scientific terms or can be adjusted according to the script template,
  - (iv) Journal names are written in italics with capitalize each word, except for adverbs such as of, the, and, etc.
  - (v) Figure 38 writing of the Harvaed style reference with DOI.
- d. Vancouver style, is frequently used in health, natural sciences, and technology (Pandey et al., 2020). has the characteristic of using numbers in in-text citation. However, we need to pay attention to the following Vancouver style reference format:
- (i) Pay attention to punctuation marks such as comma (,), full stop (.), parenthesis (()), colon (:), semi-colon (;), and pay attention to the writing format.
  - (ii) Figure 39 shows how to write the author's name. Author name is written with capitalize each word. More than one author does not need to add an ampersand (and) or "and" between other authors, just separate them using a full stop (.) in each initial middle name and/or first name.
  - (iii) The title of the article uses the sentence case, except for the abbreviation of scientific terms or can adjust according to the script template,

- (iv) The year of publication adds the month of publication of the paper.
  - (v) **Figure 40** show how to using the Vancouver style reference with DOI.
- e. Chicago style, is a standard created by the University of Chicago in 1906 and is considered the standard for writing American-English Style (Bryson, 2012). This standard is constantly being updated and published in The Chicago Manual of Style. The use of the Chicago style reference is the same as the MLA style, except that Chicago adds the word "no" to the issue/number section. Pay attention to punctuation and writing format. **Figure 41** shows the example of a Chicago style reference.

**Author last name, Middle name and/or Author first name. "Article title". Name journal, volume.issue/number if any (Year of publication): Page, doi: xxxxxxxxxxxx.**

**Akkoyun, Ozgur. "New simulation tool for teaching–learning processes in engineering education." *Computer Applications in Engineering Education* 25.3 (2017): 404-410.**

Author last name, Middle name and/or Author first name. "Article title". Name journal, volume.issue/number if any (Year of publication): Page, doi: xxxxxxxxxxxx.

Akkoyun, Ozgur. "New simulation tool for teaching–learning processes in engineering education." *Computer Applications in Engineering Education* 25.3 (2017): 404-410.

**Figure 37.** Application of MLA style reference.

Jo, Jaechoon, Heeyeon Jun, and Heuseok Lim. "A comparative study on gamification of the flipped classroom in engineering education to enhance the effects of learning." *Computer Applications in Engineering Education* 26.5 (2018): 1626-1640

Tabassum, Tahseen, et al. "Development and application of 3D printed mesoreactors in chemical engineering education." *Journal of Chemical Education* 95.5 (2018): 783-790, doi: 10.1021/acs.jchemed.7b00663.

**Figure 38** MLA style reference use of two authors, and more than three authors with DOI

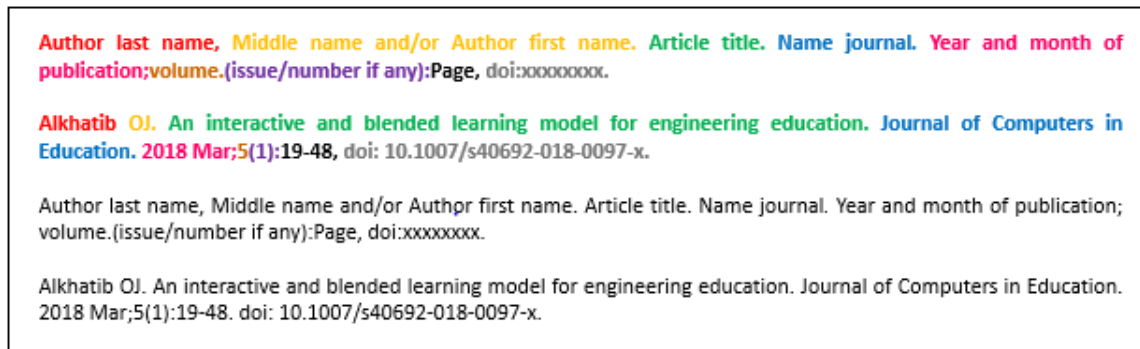
**Author last name, Middle name and/or Author first name. Article title. Name journal. Year and month of publication;volume.(issue/number if any):Page.**

**Vieira C, Magana AJ, Falk ML, Garcia RE. Writing in-code comments to self-explain in computational science and engineering education. *ACM Transactions on Computing Education (TOCE)*. 2017 Aug 24;17(4):1-21.**

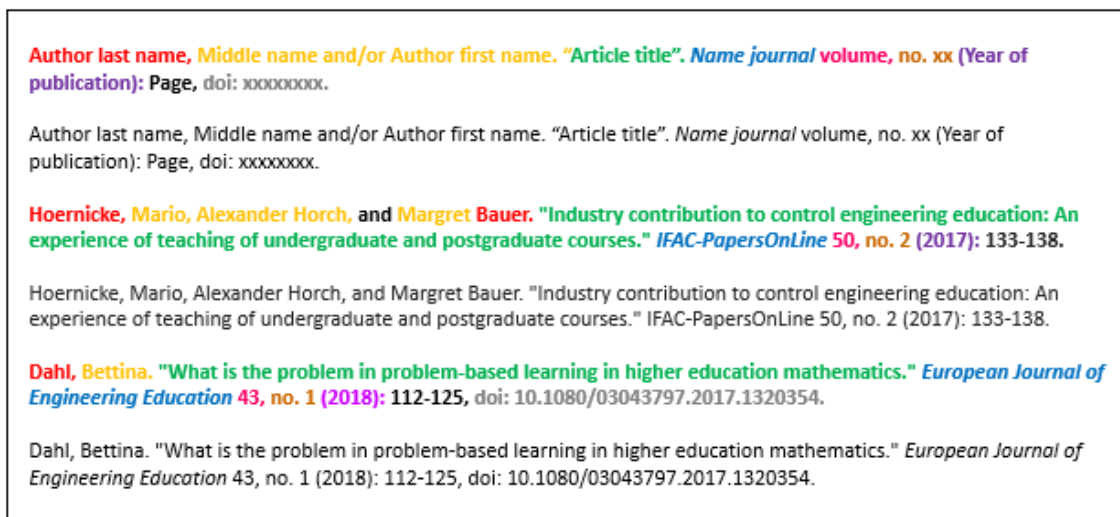
Author last name, Middle name and/or Author first name. Article title. Name journal. Year and month of publication;volume.(issue/number if any):Page.

Vieira C, Magana AJ, Falk ML, Garcia RE. Writing in-code comments to self-explain in computational science and engineering education. *ACM Transactions on Computing Education (TOCE)*. 2017 Aug 24;17(4):1-21.

**Figure 39.** Application of Vancouver style reference.



**Figure 40.** Application of reference Vancouver style reference with DOI.



**Figure 41.** Application of Chicago style reference.

- f. IEEE (Institute of Electrical and Electronics Engineers) style, is a professional association that advances engineering, computer science, and information technology in all of its forms (Pandey *et al.*, 2020). IEEE publishes journals, periodicals, and conference proceedings in addition to developing standards for a number of sectors. **Figure 42** shows, the IEEE (style, often used in in-text citation by numbering, just like the Vancouver style. As for how to use the IEEE style reference:
- (i) Beginning with brackets [ ] as the order of calling references in the text.
  - (ii) The author's name begins with the initial name (first name and/or middle name), and last name. Writing names using capitalize each word, using a full stop sign separator (.) between the initial name and last name using a comma (,). **Figure 42** The names of more than one author use the word "and" separator, with other authors.
  - (iii) The title of the article is marked with an inverted commas (" "), with sentence case writing.
  - (iv) The journal name is written in italics, with sentence case writing, and ends with a comma (,).
  - (v) Volume in IEEE style adds the word "vol", after writing the journal name, and ends with a comma (,).

- (vi) Issue the IEEE style if any, add the word "no" after writing the volume, and end with a comma (,).
- (vii) Pages in IEEE style add the word "pp", after writing the issue, and end with a comma (,).
- (viii) The month and year the article was published are included, but for the month name use abbrev, and separate the month and year with a comma (,).
- (ix) **Figure 42** shows an example of an IEEE style reference with doi.

### 3.2.3. In text citation referencing style

In-text citations are references made within the body of the article text. In-text citations remind readers of the sources that have informed the author's writings. In most cases, only the author's last name, date of publication and the page number from which the quote or paraphrase was taken need to be included, with the full reference appearing on the reference (or work cited) page at the end of article. There are several in-text citations that are commonly used in reference style writing:

- (i) APA style. The author(s) in the text citation and the year of publication are supplied in full or partially rounded brackets in the APA referenced style, which is a "author-date" style (Pandey et al., 2020).
- (ii) Harvad style. In-text citation is made up of round brackets containing the authors' last names and the year of publication within the text (and page numbers if it is quoted directly), and the title and date are utilized if there is no thoughtful author (Pandey et al., 2020).
- (iii) MLA style. When the author's name is in the sentence, in-text citations give broad information (author's surname and page number) or just (page number). There is no need for a comma, and the letters 'p' or 'pg' are optional (Pandey et al., 2020).
- (iv) Vancouver style. in text citation is written with Arabic numrals, for example: 1,2. More than two consecutive numbers the starting number and the ending number are separated by a hyphen, for example: 1-4. Quote number written superscript (Clauss et al., 2013).
- (v) Chicago style. Notes-Bibliography System and Author-Date System Author-date, as the name implies, employs ancestor citations in the text to refer to the source's author's last name and the year of publication (Pandey et al., 2020).
- (vi) IEEE style. Textual citations counted in square brackets and relate to the complete citation provided in the paper's reference list at the conclusion. The reference is arranged numerically rather than alphabetically. The example: 1,2. More than two consecutive numbers the starting number and the ending number are separated by a hyphen, for example: 1-5.

In some cases, in-text citations are presented as superscript numbers, with the corresponding numbers listed in your bibliography. **Figure 43** shows, the case "in-text citation by-numbering", for example in the "Journal of Engineering Science and Technology" entitled "Teaching Energy Concepts to Deaf Students: Transforming Electrical Energy into Light and Heat", (Rusyani, 2021).

A number is allocated to a source in the order in which it is cited in the text. If the source is referred to again, the same number is used. Use Arabic numerals (1,2,3,4,5,6,7,8,9). Either square [ ] or curved brackets ( ) can be used as long as it is consistent. Reference numbers are generally placed outside or after full stops and commas. **Figure 43** shows the example of IEEE style in JESCTC Journal. However, check with journal publishers to determine their preference.



**Figure 44** shows, the case occurred “in-text citation by name”, for example in the journal "Indonesia Journal of Science and Technology (IJoST)" entitled "Trends in Expert System Development: A Practicum Content Analysis in Vocational Education for Over Grow Pandemic Learning Problems", (Ana , 2020).

The exact format of the in-text citation will depend on the style required for the use of the journal. **Figure 44** shows the IJoST Journal using APA style references and citations. Summing up the number of authors at the time of source identification will be up to the journal publishers to determine their preferences. In-text citations should be presented in brackets ( ) immediately after the text you are quoting or paraphrasing so that they are easy for the reader to identify.

[x] First name and/or Author middle name. Author last name, “Article title”. Name journal, vol. xx, no. xx, pp. xxx-xxx, abbrev Month. Year, doi: xxxxxxxxx.

[29] G. M. Violante, and E. Vezzetti, “Implementing a new approach for the design of an e-learning platform in engineering education”. *Computer Applications in Engineering Education*, vol. 22, no. 4, pp.708-727, May. 2012.

[29] G. M. Violante, and E. Vezzetti, Implementing a new approach for the design of an e-learning platform in engineering education. *Computer Applications in Engineering Education*, vol. 22, no. 4) pp.708-727, May. 2012, doi: 10.1002/cae.21564

**Figure 42.** Application of IEEE style reference.

**1. Introduction**

The concept of energy changes is very important to be taught to students. In the curriculum in Indonesia, this concept is delivered in elementary schools [1, 2]. In this discussion, the teaching material about energy changes is to show the changes of energy into various kinds, especially electrical and heat. Electrical energy can be converted into light, heat, and sound [3], in which this can be found in daily life.

**Figure 43.** Application In-text Citation by numbering.

**4.2. Best Practice of Expert System Development in Vocational Education**

Furthermore, an expert system has been widely developed in vocational education, for example an expert system used in making digital electronic virtual laboratories by using mobile virtual reality technology (Dyrberg *et al.*, 2017; Triatmaja & Khairudin, 2018). Besides, the development of an expert system in learning is useful for developing student competencies and reducing costs (Triatmaja & Khairudin, 2018). The development of the expert system in learning can also increase self-confidence and motivation (Dyrberg *et al.*, 2017). Furthermore, an expert system may also provide convenience and it is also Sccessible anywhere, as stated by Zaimuddin *et al.*, (2019). One example, developing the expert system with a vehicle number plate identification system using the Android system that can provide solution to get a parking space when visiting a mall. It gives convenience while parking the vehicle, and shorten the time in finding a parking space. As a result, mall customers will find it easy to get a parking space.

**Figure 44.** Application In-text Citation by name.

#### 4. CONCLUSION

Based on the results and discussion, the style of citations and references is an important part of publishing an article. When publishing in a journal, follow the rules of reference and citation they use, such as paying attention to the components of the reference. The existence of Google Scholar and its features can assist novice writers in finding the most relevant sources of scientific references, such as searching through keywords, year, and author's name. In addition, the existence of Google Scholar makes it easy to build references from various types of reference styles, such as APA, Harvard, MLA, Vancouver Chicago, and IEEE. It is hoped that through this article, how to find references and build references, will be very helpful and easy to do in supporting novice writers in writing articles.

#### 5. ACKNOWLEDGEMENTS

We acknowledged Bangdos Universitas Pendidikan Indonesia.

#### 6. AUTHORS' NOTE

The authors declare that there is no conflict of interest regarding the publication of this article. The authors confirmed that the paper was free of plagiarism.

## 7. REFERENCES

- Ana, A. (2020). Trends in expert system development: A practicum content analysis in vocational education for over grow pandemic learning problems. *Indonesian Journal of Science and Technology*, 5(2), 246-260.
- Bryson, D. (2012). Using research papers: citations, referencing and plagiarism. *Journal of visual communication in medicine*, 35(2), 82-84.
- Clauss, M., Müller, D. W., and Codron, D. (2013). Source references and the scientist's mind-map: Harvard vs. Vancouver style. *Journal of Scholarly Publishing*, 44(3), 274-282.
- Haddaway, N. R., Collins, A. M., Coughlin, D., and Kirk, S. (2015). The role of Google Scholar in evidence reviews and its applicability to grey literature searching. *PLoS one*, 10(9), e0138237.
- Hirvela, A., and Du, Q. (2013). "Why am I paraphrasing?": Undergraduate ESL writers' engagement with source-based academic writing and reading. *Journal of English for Academic Purposes*, 12(2), 87-98.
- Ivey, C., and Crum, J. (2018). Choosing the right citation management tool: Endnote, Mendeley, RefWorks, or Zotero. *Journal of the Medical Library Association: JMLA*, 106(3), 399.
- Kalsum, U. (2016). Referensi sebagai layanan, referensi sebagai tempat: sebuah tinjauan terhadap layanan referensi di perpustakaan perguruan tinggi. *IQRA: Jurnal Ilmu Perpustakaan dan Informasi (e-Journal)*, 10(1), 132-146.
- Martin-Martin, A., Orduña-Malea, E., Harzing, A. W., and López-Cózar, E. D. (2017). Can we use Google Scholar to identify highly-cited documents?. *Journal of Informetrics*, 11(1), 152-163.
- Molina, G. M., Alfaro, H. P., and Gonzalez, S. (2017). Design and Validation of a Rubric to Assess the Use of American Psychological Association Style in scientific articles. *Journal of New Approaches in Educational Research (NAER Journal)*, 6(1), 78-86.
- Mukhedkar, M. V. (2021). Reference Management Using MS-Word Software: A Practical Approach. *Technology*, 3(4), 223-231.
- Pandey, S., Pandey, S., Dwivedi, S., Pandey, D., Mishra, H., and Mahapatra, S. (2020). Methods of various citing and referencing style: fundamentals for early career researchers. *Publishing Research Quarterly*, 36(2), 243-253.
- Parabhoi, L., Seth, A. K., and Pathy, S. K. (2017). Citation management software tools: A comparison with special reference to Zotero and Mendeley. *Journal of Advances in Library and Information Science*, 6(3), 288-293.
- Rusyani, E. N. D. A. N. G., Maryanti, R. I. N. A., Muktiarni, M., and Nandiyanto, A. B. D. (2021). Teaching on the concept of energy to students with hearing impairment: changes of electrical energy to light and heat. *Journal of Engineering Science and Technology*, 16(3), 2502-2517.

- Speare, M. (2018). Graduate student use and non-use of reference and PDF management software: An exploratory study. *The Journal of Academic Librarianship*, 44(6), 762-774.
- Van Ullen, M., and Kessler, J. (2012). Citation help in databases: the more things change, the more they stay the same. *Public Services Quarterly*, 8(1), 40-56.
- Williams, H., Elkin, J., and Ortega, M. (2013). Creating a new Harvard referencing guide at the University of Lincoln. *SCONUL Focus*, 59, 51-53.
- Zientek, L. R., Werner, J. M., Campuzano, M. V., and Nimon, K. (2018). The use of Google Scholar for research and research dissemination. *New Horizons in Adult Education and Human Resource Development*, 30(1), 39-46.