

ANALYSIS OF HOUSEHOLD POTENTIALS IN FERTILE-AGED COUPLES OF BUKIT MALINTANG FAMILY PLANNING VILLAGE, PASAMAN BARAT

* Paus Iskarni¹ and Surtani²

^{1,2}Geography Department, Faculty of Social Sciences, Universitas Negeri Padang
Email: iskarnipaus13@gmail.com

*Corresponding Author, Received: January 13, 2020, Revised: March 17, 2020, Accepted: May 20, 2020

ABSTRACT: This study aims to look at the potential of fertile-aged couple's households and develop strategies to improve the quality of fertile-aged couple's households in Family Planning Village of Bukit Malintang. This study combines quantitative and qualitative approaches, with a population of all fertile age couples in Family Planning Village of Bukit Malintang (90 fertile-aged couple) and all of them are sampled. The results showed that the quality of human resources (HR) of FAC families was relatively low, which was indicated by the relatively low education, health, expertise, and skills of family members. Likewise, with agricultural land ownership, that not all FACs have agricultural land and, also with low land productivity. Ownership of securities, especially land certificates, is used as collateral, mainly used for consumption and not for production. As an effort to improve the welfare of the community (fertile-aged couple's), several alternatives were proposed, and discussed in a group discussion forum (FGD) with the relevant agencies / institutions of the West Pasaman Regency Government, namely 1). Socialization about genre and family planning 2). Skills training for youth and community members 3). Training / application on agriculture, plantation, fishery, and animal husbandry. 4). Increased yard usage 5). Establishment of Jorong Malintang as a tourist village.

Keywords: Analysis, Potential, Strategy, Fertile Age Couples, Family Planning Village

1. INTRODUCTION

The planned national development is inseparable from the problems of the population. However we are proud of the potential of natural resources that are so rich, without coupled with quality human resources, then the wealth will be in vain, can not provide great benefits for the welfare of society. Therefore knowing, understanding and planning to utilize the potential possessed is very important [1].

One of the national population problems is the high rate of population growth. The government continues to strive to control the growth rate, including through family planning programs. To make the program and control activities more effective, the government through the National Population and Family Planning Agency established the Family Planning Village [2-3].

Various programs and activities are planned and carried out for the family planning family, whether related to health, fertility, education and including the community economy, especially couples of childbearing age. In line with efforts to control the quantity of the population, efforts are also made to improve its quality [4-6].

In line with thinking, this study aims to determine the potential of FAC household resources, know the potential utilization of FAC

household resources, and develop strategies to utilize the potential of FAC households in order to improve family welfare.

2. METHOD

This research combines a quantitative approach with a qualitative approach. Some research variables are approached quantitatively and strengthened by a qualitative approach. This research was conducted in the Family Planning Village of Bukit Malintang, West Pasaman Regency, West Sumatra Province. The study population was all fertile age couples in the Family Planning Village of Bukit Malintang of West Pasaman Regency, namely 90 fertile age couples and all of them were respondents. Data is analyzed according to the type of data, quantitative data is analyzed by quantitative approach. In accordance with the formulation of the problem and research objectives, the data are analyzed with simple statistics that can show the distribution, on average, especially with respect to human resource variables and household economic potential. For the strategy to improve family welfare, a Focus Discus Group (FGD) was carried out by inviting agency services related to the Regional Government of West Pasaman Regency.

3. RESULTS AND DISCUSSION

Family Education Fertile Age Couples

Of the 90 fertile age couple's sampled, it can be seen that the education of husband and wife (fertile-aged couple) is generally low. As presented in the diagram above, more than 60% of husband and wife education is only in elementary school (SD) or not even graduating from elementary school. Very few have graduated from junior high school or graduated from high school, let alone get to a higher level of education. The educational data of Fertile Age Couples above illustrates the low quality of fertile age couples in the Family Planning Village of Bukit Malintang. Slightly different from the education of their children, the education of child families of fertile age couples begins to increase.

Occupational Family of a Fertile Age Couple at Family Planning Village of Bukit Malintang

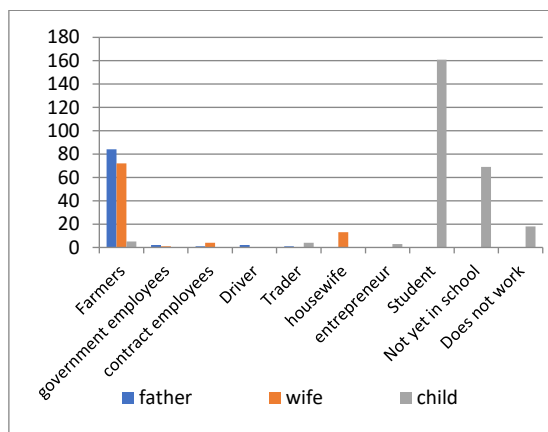


Fig 1. Family Work of Fertile Age Couples
 (Source: Primary Data Processing, 2019)

Based on the diagram above it can be seen that the work of the husband or wife of the fertile-aged couple in the Family Planning Village of Bukit Malintang is dominated by farmers. More than 80% of husband or wife work as farmers. Even for people whose jobs are not farmers they also have a side job as a farmer. It can be said that the work of fertile-aged couple's members in Family Planning Village of Bukit Malintang is not very diverse, because only a small proportion have jobs other than farmers. While of 260 children for children of FAC families. More than half of the status as students, both levels of kindergarten, elementary, junior high, high school and there are in universities. While children who are not yet in school in the diagram above are children who are still under five years old. Of the 260 children there are 11% of children who are no longer in school while there are only 4% who work and another 7% do not work.

Expertise owned by a Fertile Age Family

The authenticity of the Fertile Age family can be seen in the diagram below:

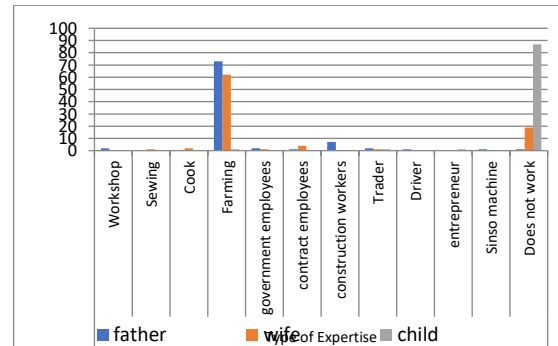


Fig 2. Types of FAC Family Skills
 (Source: Primary Data Processing, 2019)

The data above shows that the type of expertise possessed by the fertile-aged couple's family in Family Planning Village of Bukit Malintang is not diverse, and most of it is farming. As for other expertise, only a few people, such as workshops, craftsmen, sewing, and trade. While many children from FAC families have not worked because most of them are still attending school. As for those who work partly because of dropping out of school and also some who have graduated from high school (Junior and Higher Education), even those who have graduated/dropped out of school even do not have a permanent job because of low expertise.

The potential of the Fertile Age Couple owned but not yet developed

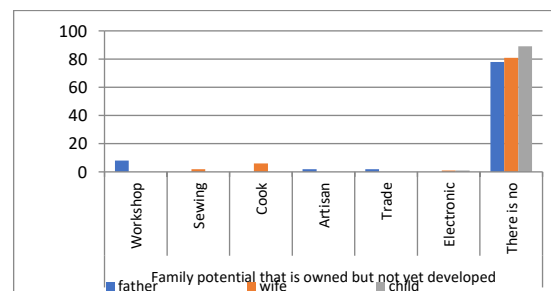


Fig 3. Family Potential that is Owned but not Yet Developed
 (Source: Primary Data Processing, 2019)

The diagram above shows that most of the fertile-aged couple's families in Family Planning Village of Bukit Malintang do not have undeveloped potential. More than 90% of their fathers, mothers and children have no undeveloped potential. The expertise includes workshops, cooking, sewing, craftsman, trade, and electronics, not yet done because it is blocked by capital.

Economic Potentials of the Fertile Age Couple of Family Planning Village of Bukit Malintang, West Pasaman

Based on the diagram above it is known that not all FACs have agricultural land, of the 90 respondents only 58 FACs own land. This means that there are still many FAC families whose work as farmers work on other people's land because they do not have their own land.

Table 1. Family Crop Harvest Results of Fertile Age Couples

Crop Harvesting	Results	Amount
1. Palm	100-300 Kg	18
	350 - 550 Kg	8
	600-800 Kg	2
	>850 Kg	7
2. Paddy	100-150 Sukat	18
	160-200 Sukat	3
	210-250 Sukat	2
	260-350 Sukat	3
3. Chili	> 350 Sukat	1
	1-5 Kg	6
	6-10 kg	3
	10-15 Kg	1
4. betel nut	0-20 Kg	2
	>20 Kg	1
5. Patchouli	34 Kg	1
	Immature	3
6. Rubber	0-50 Kg	1
	> 50 Kg	1
7. Beans	20 Sukat	1
does not produce		

Source: Primary Data Analysis (2019)

The table above shows that their crop yields are relatively low. When compared to the area of land with production, then all oil palm farmers (fertile-aged couple) in Family Planning Village of Bukit Malintang production is low. In addition to those that are already in production, there are several families that have not yet produced oil palm because their plants are still young.

Other plants owned by the FAC family can be seen in the following diagram:

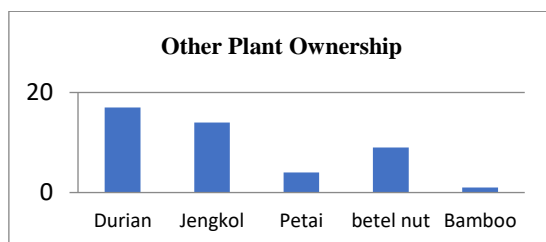


Fig 4. Ownership of Other Plants in Families of Fertile Age Families
 (Source: Primary Data Processing, 2019)

Owning family securities of the Fertile Age Couple.

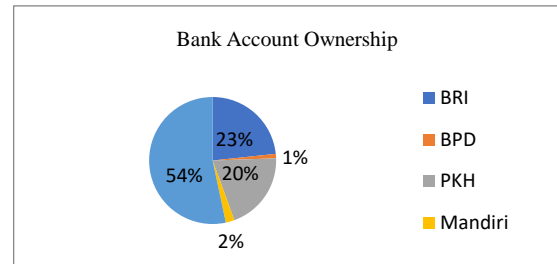


Fig 5. Ownership of a Bank Account
 (Source: Primary Data Processing, 2019)

Based on the diagram above it can be seen that most FAC families do not have bank accounts. For those who have the most bank accounts, namely Bank BRI and government assistance accounts (PKH). There are very few other bank accounts owned by FAC families. In addition to the account book, fertile-aged couple is also considered to have ownership of the land certificate. Verified data on suburban age couples who do not have land certificates are more numerous than those who have, with the number of certificates on 1 certificate, but there are also those who have 2 and 3 certificates. Ownership of certificates (land) by FAC can be seen in the following table:

Table 2. Ownership of Family Land Certificate for Fertile Age Couples

Ownership of Valuable Certificate	Amount
Have	44
Don't Have	56
Amount	90

Source: Primary Data Analysis (2019)

Land use

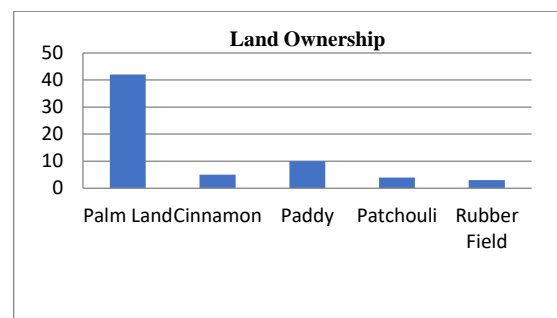


Fig 6. Land Use of Fertile Couples
 Source: Primary Data Processing (2019)

From the above data it can be seen that the families of fertile age couples mostly use their land for oil palm plantations, as evidenced from the 58 respondents who owned the land, 42 respondents planted their land with oil palm. This is supported by the social conditions surrounding the dominant palm oil plantations, even though physically the

land is not suitable for oil palm plants, especially with regard to altitude and weather. Utilization of other agricultural land such as cinnamon, rice, patchouli and rubber. durian, jengkol, petai, areca nut, as intercrops.

Table 3. Utilization of Family Land Certificates for Fertile Age Couples

Utilization of Certificates	Amount
Ever	18
Never	16
Total Number	44

Source: Primary Data Analysis (2019)

Of the 44 fertile age couples who have land certificates, 18 have used the certificates as collateral for loans to banks. The number of loans varies, ranging from 5 to a large of 20 million rupiah. Funds borrowed by fertile age couples are mainly used for household consumption, and a little is used for business (productive) improvement. This certainly can make them difficult in returning credit, because it is not used for business development (productive).

Family planning

How the Fertile Age Couple participation in the family planning program is presented in the following table and diagram:

Table 4. Participation in the Family Planning Program for Fertile Age Couples, 2019

Following the Family Planning program	Amount
Yes	57
No	33
Total Number	90

Source: Primary Data Analysis (2019)

Based on the data in the table above, it is known that FAC families who participate in the family planning program are 57 families and there are (37%) FACs who do not participate, indicating that there are still many fertile age couples (FACs) who currently do not participate in the family planning program. Some of them did not participate because they had just given birth, and some were not allowed by their husbands to attend the family planning program.

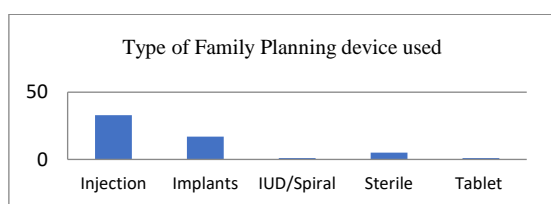


Fig 7. Types of Family Planning Devices Used by Infertile Couples, 2019

Source: Primary Data Processing (2019)

The types of family planning devices used by the fertile-aged couple's family in Family Planning Village of Bukit Malintang which are mostly used are injection, followed by implants, sterile, tablets/pills and IUD/spiral, and implants.

Empowerment Strategies in Efforts to Increase Family Welfare of Fertile Age Couples.

Community building activities are closely related to empowering the community. Empowering communities aims to fight poverty, inequality, and encourage people to be more active and full of initiative. The FAC potential empowerment strategy is based on an analysis of FAC household potential. From this analysis several alternatives were used which were discussed through a focus discussion group (FGD). These alternatives are:

- 1) Socialization about genre, family planning
- 2) Skills training for youth and community members
- 3) Training on agriculture, plantations, fisheries and animal husbandry.
- 4) Increase in yard use
- 5) Establishment of Malintang jorong as a tourist village

4. CONCLUSIONS

The potential of human resources (HR) family of Fertile Age Couples can be stated to be still relatively low, which is indicated by the lack of education, skills/skills possessed and family health that is vulnerable to various diseases. There are a small number of family members of fertile age couples who have potential resources, but have not yet been developed, such as land ownership, craftsmanship, workshop, trade, cooking, and sewing. That is because there is no capital. Many of the fertile age couples who own agricultural land, although not too extensive, are not managed well so that their productivity is low which affects their household economy. For couples of childbearing age who have securities such as land certificates, collateralize to the bank, more for consumptive needs than productive needs, so as not to improve the economy of the family (community). Generally, couples of childbearing age have a relatively large yard (enough) but are not utilized properly.

5. REFERENCES

- [1] Hermon, D. Dinamika Permukiman dan Arah Kebijakan Pengembangan Permukiman pada Kawasan Rawan Longsor di Kota Padang. Disertasi. IPB Bogor. 2009.
- [2] Bakhirudin, A. Analisis Pengembangan Potensi Ekonomi Daerah di Kawasan. 2003

- [3] Banglor Tahun 2007-2011. Economics Development Analysis Journal 2 (4). 2013
- [4] Hermon, D., P. Iskarni., O. Oktorie and R. Wilis. The Model of Land Cover Change into Settlement Area and Tin Mining and its Affecting Factors in Belitung Island, Indonesia. Journal of Environment and Earth Science. Volume 7 No. 6. p: 32-39. IISTE. 2017.
- [5] BKKBN. Petunjuk Teknis Kampung KB. 2015
- [6] Nailatul, H., I. Noor, dan M. Rozikin. Analisis Pengembangan Potensi Ekonomi Lokal untuk Memperkuat Daya Saing Daerah di Kabupaten Gresik, Universitas Brawijaya, Malang, Jurnal Administrasi Publik (JAP), Vol.1. No. 1. 2012