

Web-Based Logistic Demand Information System Design At Raharja University



Rosmawati Dwi¹, Siti Wulandari², Dewi Nur Khasanah³
Raharja University Lecturer¹, Graduated Raharja University², Raharja University³
rosmawati.dwi@raharja.info , siti.wulandari@raharja.info , dewi.nur@raharja.info

Author Notification
10 September 2019
Final Revised
16 September 2019
Published
18 September 2019

To cite this document:

Khasanah, D., Wulandari, S., & Dwi, R. (2019). WEB-BASED LOGISTIC DEMAND INFORMATION SYSTEM DESIGN AT RAHARJA UNIVERSITY. ADI Journal on Recent Innovation (AJRI), 1(1), 79-84. <https://doi.org/https://doi.org/10.34306/ajri.v1i1.19>

DOI :

<https://doi.org/10.34306/ajri.v1i1.19>

Abstract

In the present Information Technology (IT) is highly developed. Even in daily life, everything is computerized, such as in companies, schools, offices, shopping centers, and many more. Nearly the average has used a computerized system for service and information presentation. With this computerized system, it is expected to be able to facilitate in all aspects of life. The purpose of this study is to design a logistics goods demand system at Raharja College. The approach taken in this report is by direct observation through field studies. To examine how the procedure for processing logistical demand data at Raharja University. Data processing is very important to produce a logistical demand report. The logistical demand data processing system that runs currently is semi computerized using Microsoft office Excel. So that errors often occur in the calculation of logistics goods demand reports and the processing process becomes less effective in terms of time. This study uses a SWOT analysis method, system requirements elicitation, and system modeling using UML (Unified Modeling Language) to visualize, which is then implemented with the Hypertext Preprocessor (PHP) programming language with the MySQL-Server database as the database used. With the logistics demand system, it can make it easier for the finance department to produce accurate logistics goods demand reports with fast time, so that it can create effective and efficient performance, and can support evaluation in internal control for the leadership of the report.

Keywords: Logistics, Demand for Goods.

I. INTRODUCTION

Information technology that prepares human resources that can compete in the IT industry in the world. The processing of data on demand for goods at Raharja University is computerized but the processing is still using Microsoft Excel. The data collection process is still complicated and requires a lot of time so that employees who want to make monthly reports on stock and demand for goods require high accuracy considering the number of requests for goods is quite a lot. With

the information system demand for goods expected to record the demand for goods can simplify the activities of the University of Raharja and can be addressed more effectively.

In this case the author tries to analyze the information system of inventory and demand for computerized goods that are applied at the University of Raharja, so the system analyzed is expected to be able to provide solutions so that data processing of goods inventory and demand for goods can be done quickly and on time

II. METHODE

Method of analysis

This study uses a SWOT analysis method to evaluate strengths, weaknesses (opportunities), opportunities (Opportunities) and threats (Threats) of the current logistics system so that it can help in conveying information to Raharja University staff related to the current logistics system .

Strengths (S)	Weaknesses (W)
<ol style="list-style-type: none"> 1. Logistics staff are accustomed to using card stock 2. Applying staff are accustomed to using SPB cards 	<ol style="list-style-type: none"> 1. Cardstock buildup occurs 2. Stock items often do not update 3. Reports are stacked manually 4. Frequent errors in inputting 5. Recap data still using Microsoft Excel
Opportunities (O)	Threatss (T)
<ol style="list-style-type: none"> 1. The availability of a lot of paper 2. Utilizing available facilities as a support in making computerized systems 	<ol style="list-style-type: none"> 1. Risk of human error 2. Risk of missing files

III. RESULT AND DISCUSSION

Based on the analysis conducted by researchers in the logistics department of raharja university, the process of requesting goods has been going well but it still takes a long time to reach a report data, Stock items are often not updated because the process of painting and searching stock data is still using stock cards and Microsoft Excel so the logistics department must search one by one to find out the inventory data, sometimes inventory is empty but unknown it can hamper demand.

1. Display Login Page

Login page display is the main system page which contains a login display that uses a username and password but to make it easier for employees to use Rinfo

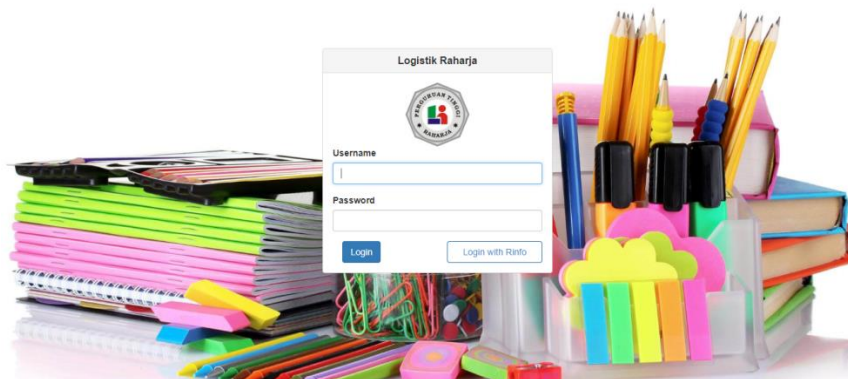


Figure 1 Login Page Display

2. Display Profile or Register Login Page

Register page for new users to make it easier for admins to know employees and be allowed into the item request system.

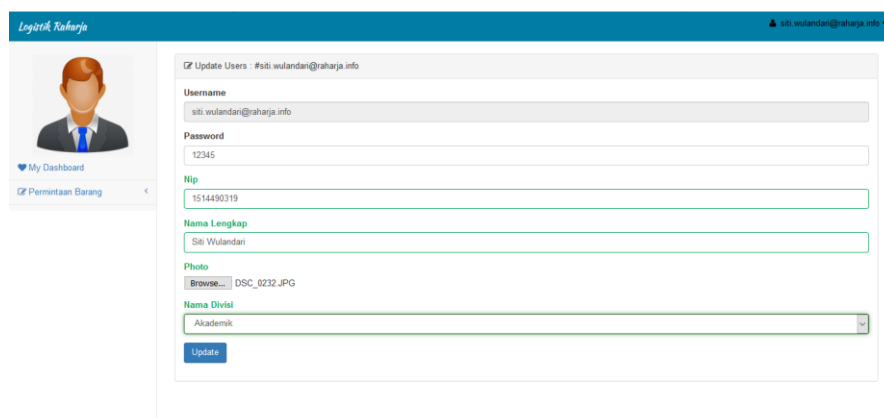


Figure 2 The Profile Update or Register Login Page

3. My Dashboard Page Views

Main page on the user, which is useful for knowing the history of requests for user goods.

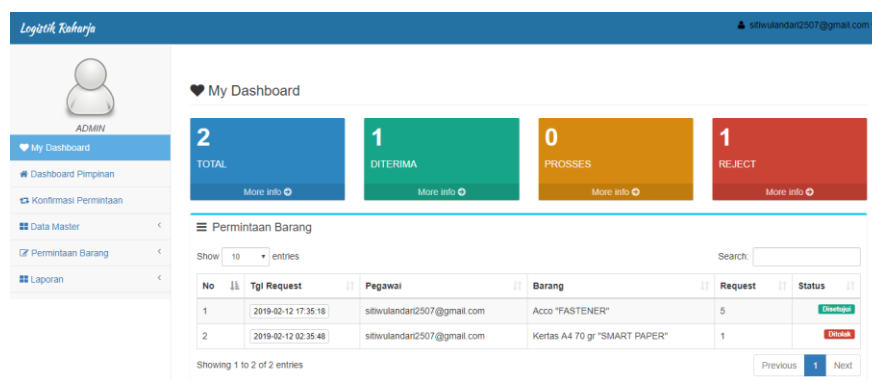


Figure 3 Display My Page Dashboard

4. Leaders Dashboard Page Views

Pages for administrators and managers monitoring and history of all requests for user items.

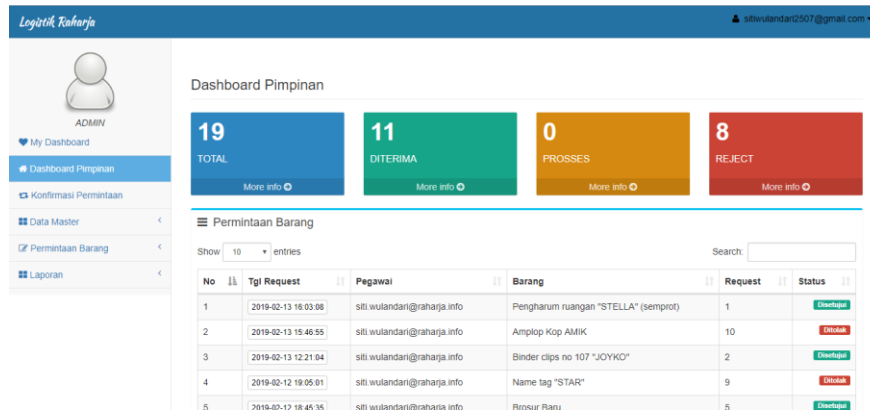


Figure 4 Display the Leaders Dashboard Page

5. Display the Item Master Data Page

Item master data page which is useful for making it easy for admin to update, edit and delete item data

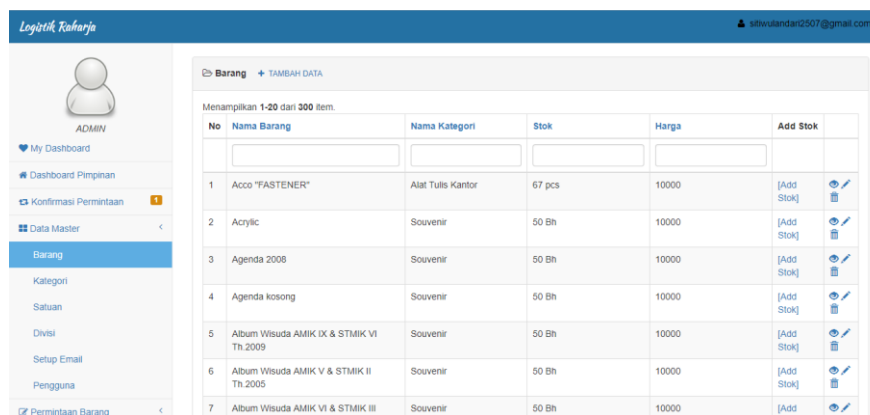


Figure 5 Display the Goods Master Data Page

6. Email Setup Master Data Page View

Email settings page that is useful for managing email notifications that will be sent to admin, leader 1 and leader 2.

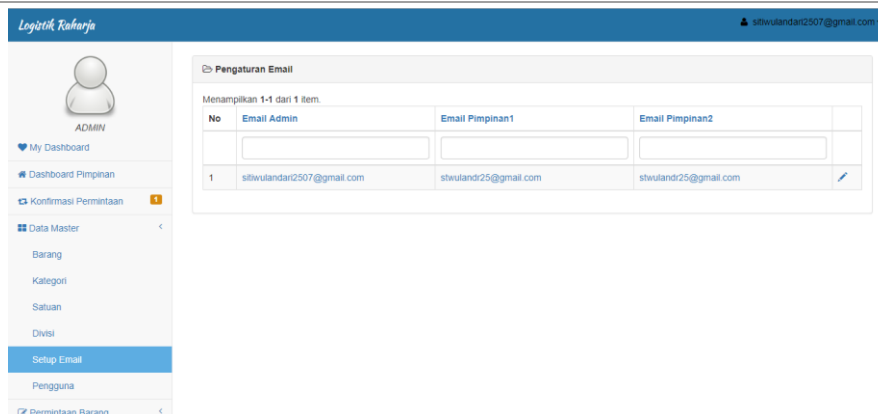


Figure 6 Email Setup Master Data Page View

7. Display of User Data Master Pages

User master data page, which is easy for admin to update, edit and delete user data.

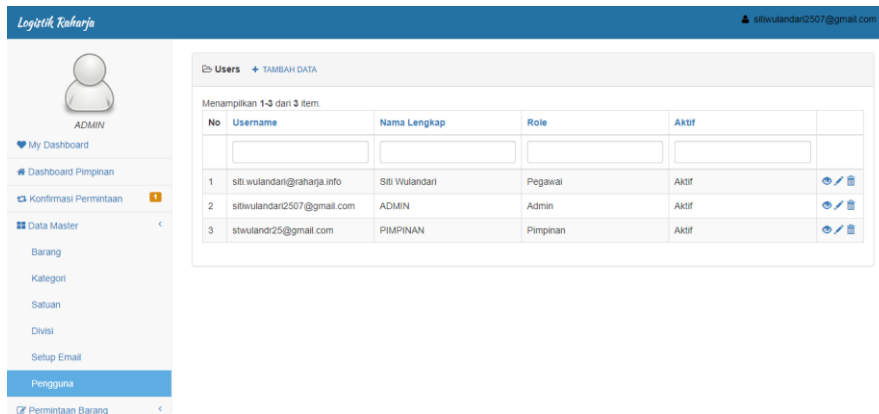


Figure 7 Display of User Data Master Pages

8. Page Views of Approved Transaction Reports

Transaction report page that is useful to find out the number of goods that will be used as a report every month

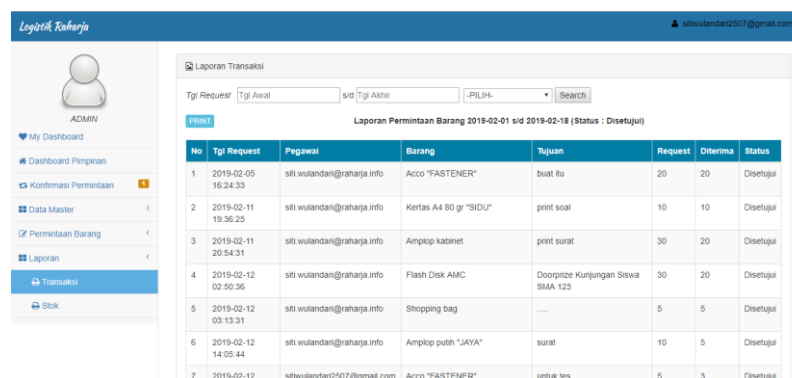


Figure 8 Page Views of Approved Transaction Reports

IV. CONCLUSION

The system of demand for goods in the logistics department of the raharja university that is currently running is still using a semi-computerized system, in inputting data the demand for goods is still using books, while in making inventory reports using card stock. After input into the report book and card stock, input back into Microsoft Excel. The current system has not been able to facilitate employees in obtaining updated information on inventory, this is because there is still a long process of searching and making reports, because of the many documents needed, so the decision making process is hampered. The frequent occurrence of human errors such as input data errors that have an impact on the quality of goods stock reports, as well as the logistics section often has difficulty in controlling the minimum stock of goods which results in the logistics department not knowing when to buy goods back

V. ACKNOWLEDGMENT

The author would like to thank the supervisor, friends who have helped and the university of raharja who have allowed to conduct research

REFERENCES

1. Agusli, Rachmat; Sutarman; Suhendri;. (2017). "Sistem Pakar Identifikasi Tipe Kepribadian Karyawan Menggunakan Metode Certainty Factor". *Jurnal SISFOTEK GLOBAL*, Vol.7 No.1. ISSN : 2088-1762.
2. Arifin, M. Zainal;. (2015). Pengembangan Sistem Informasi Praktek Industri Jurusan Teknik Elektro Universitas Negeri Malang. *Prosiding SENTIA*, Volume 7, ISSN: 2085-2347.
3. Hayat, Abdul; Dkk;. (2015). "Prototipe Sistem Informasi Persediaan Barang Logistik Berbasis Web Dengan Pemodelan UML". *Konferensi Nasional Sistem & Informatika 2015*.
4. Hendini, Ade;. (2016). "Pemodelan Uml Sistem Informasi Monitoring Penjualan Dan Stok Barang (Studi Kasus: Distro Zhezha Pontianak)". *Jurnal Khatulistiwa Informatika*, Vol 4 No 2.
5. Karundeng, Angellica; David Saerang,; Hendrik Gamaliel;. (2017). "Analisis Perlakuan Akuntansi Atas Persediaan Barang Jadi Sesuai Dengan Psak No.14 Pada PT.Fortuna Inti Alam". *Jurnal Riset Akuntansi Going Concern*, Vol 12 No 1.